

英语教学课件

七年级（上）



Starter Unit 2

What's this in English?

(1a-2e)

学习目标

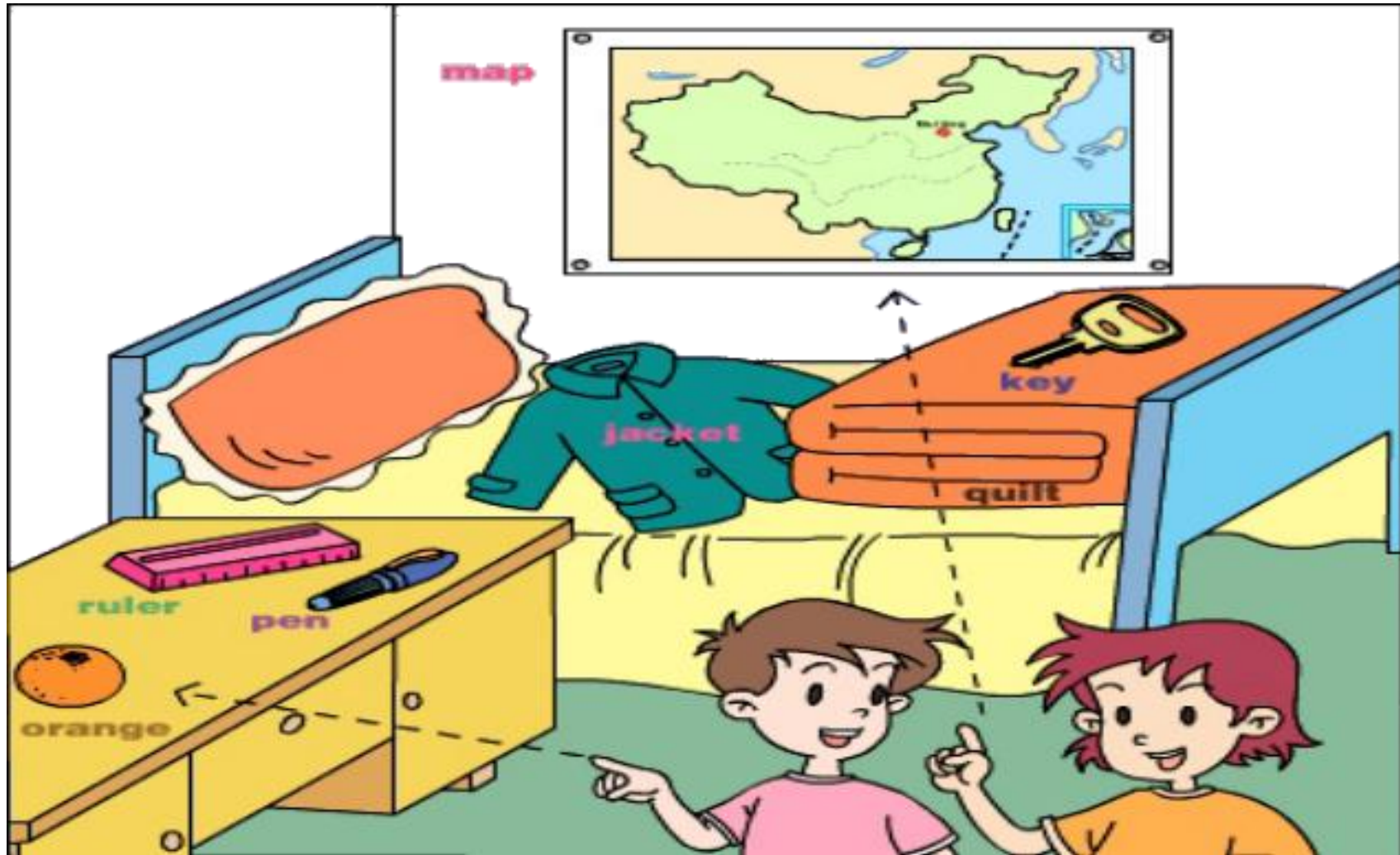
1. 掌握字母 Ii-Rr 读法写法。
2. 学习 map, cup, ruler, pen, orange, jacket, key, quilt 八个表事物的名词。
3. 学会辨认物体：
What's this/that in English? It's ...
4. 学习 a/an 的初步用法： a jacket, an orange

Let's identify the things.

让我们来认识这些东西吧。

1a

What can you see in the picture?



Presentation

Read and Learn



cup



quilt



map



jacket



pen



key



orange



ruler


单词竞赛

看谁说得又快又正确。



What's this in English?

It's an orange.





What's that in English?

It's a jacket.



1b

Listen and repeat. 听录音并跟读。



What's this in English?

It's **an** orange.

What's that in English?

It's **a** jacket.

提示：以元音发音开头的单数可数名词前用
an;

以辅音发音开头的单数可数名词前用**a**。

用a或an填空。

 a map

 a pen

 a key

 a cup

 a ruler

 a jacket

 a quilt

 an orange

1c

Practice the conversations.



cup



quilt



map



jacket

What's this/that in English?

It's a/an ...



pen



key



orange



ruler



Explain

Language points



1. What's this (that) in English?

这（那）个用英语怎么说？

◆ What's=What is

◆ 同义句：What's the English for this(that)?

◆ 用什么语言，介词用in，如in English 用英语。



◆ 答语为It's a/an...

2. 不定冠词a/an

a/an 表示一（个、只、本、件、块、片.....）

a用于辅音音素开头的单词前，而an则用于元音音素开头的单词前。注意是元音音素，而不是元音字母。

Read and Learn



Ii /aɪ/

Jj /dʒeɪ/

Kk /keɪ/

Ll /eɪ/

Mm /em/

Nn /en/

Oo /əʊ/

Pp /pi:/

Qq /kjU:/

Rr /ɑ:/

2b

Listen and number the letters(1-10).



l

o

q

k

i

4

7

9

3

1

n

p

r

m

j

6

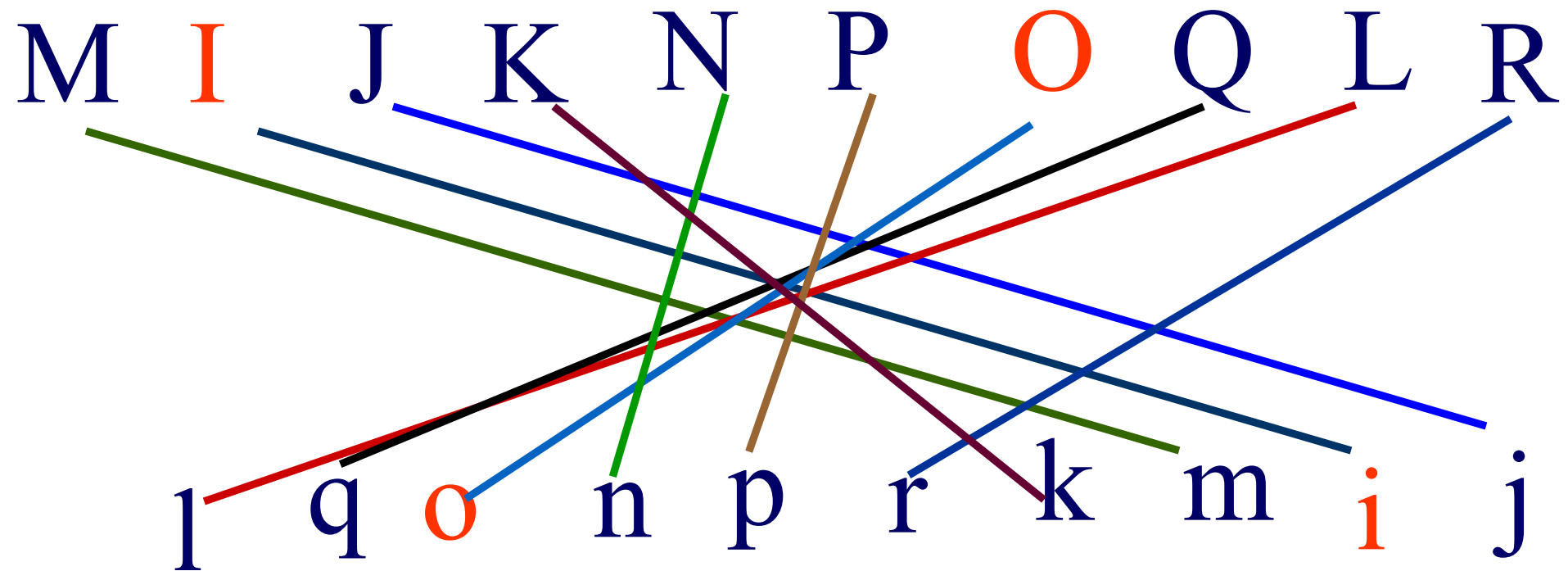
8

10

5

2

Match the letters.



2c

Look and copy.

字母的书写

(注意笔顺笔画)

2c

Look and copy.



R

r

2e

Talk about what these letters mean.



P = **parking**

停车场; 停车位



NBA = National Basketball Association

(美国) 全国篮球协会



kg = kilogram


千克; 公斤

Do you know?
Do you know?

A. 肯德基



B. (美国) 全国篮球协会



C. 中央电视台

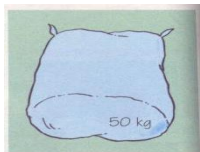


D. 停车区

E. 光盘



F. 千克



1. P

2. NBA

3. kg

4. KFC

5. CCTV

6. CD

Exercises



一、将单词与图片连线



a ruler

a pen



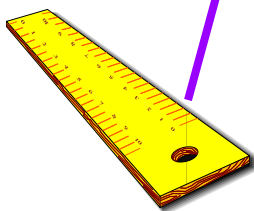
a quilt

a key



an orange

a map



a cup

a jacket



二、在四线三格中写出所给字母的左邻右舍。

I i

J j

K k

L l

M m

N n

O o

P p

Q q

R r

S s

T t

U u

V v

W w



Starter Unit 2

What's this in English?

(3a-4d)

Revision



1. Say the words.



a cup



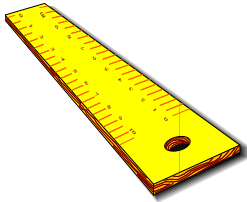
a pen



a key



a jacket



a ruler



a quilt



a map

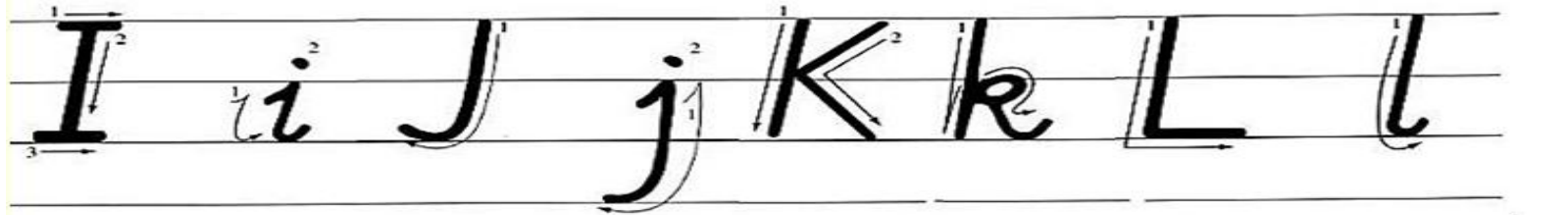


an orange

2. Revise the English letters.

I i J j K k L l M m N n

O o P p Q q R r



3. Ask and answer.

**What's this
in English?**



It's an orange.



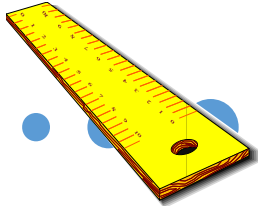
**What's that in
English?**

It's a map.

**What's this/that
in English?**

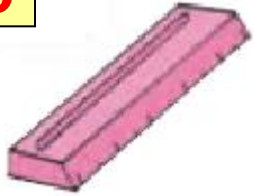


It's a/an ...



3a Listen and number the pictures [1–8].

5



2



7



1



4



6



3

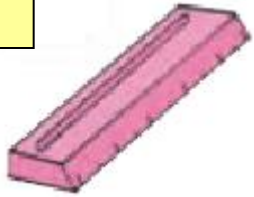


8



3b Listen and complete the words under the pictures in 3a.

5



a ruler

2



a map

7




a jacket

1



a key

4



a quilt

6



an orange

3



a pen

8



a cup

3c Listen to the conversation. Then practice it with your partner.



**What's this
in English?**

It's a map.

Spell it, please.

M-A-P.

spell 拼写 please 请

Spell it, please. Please spell it.

Pairwork

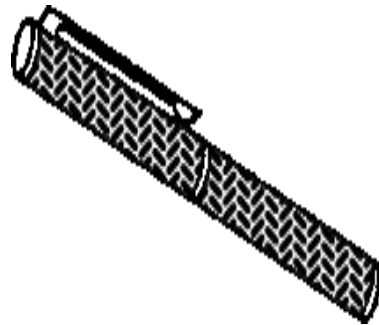
--Hello.


--Hello. What's this in English?

--It's a/an...

--Spell it, please.

-- ...



3d Listen to the conversations and number the words you hear [1–4]. 

1 key 4 pen 2 cup 3 ruler

3e Talk about the things in the picture.

What's that
in English?

It's an
orange.



Spell it,
please.

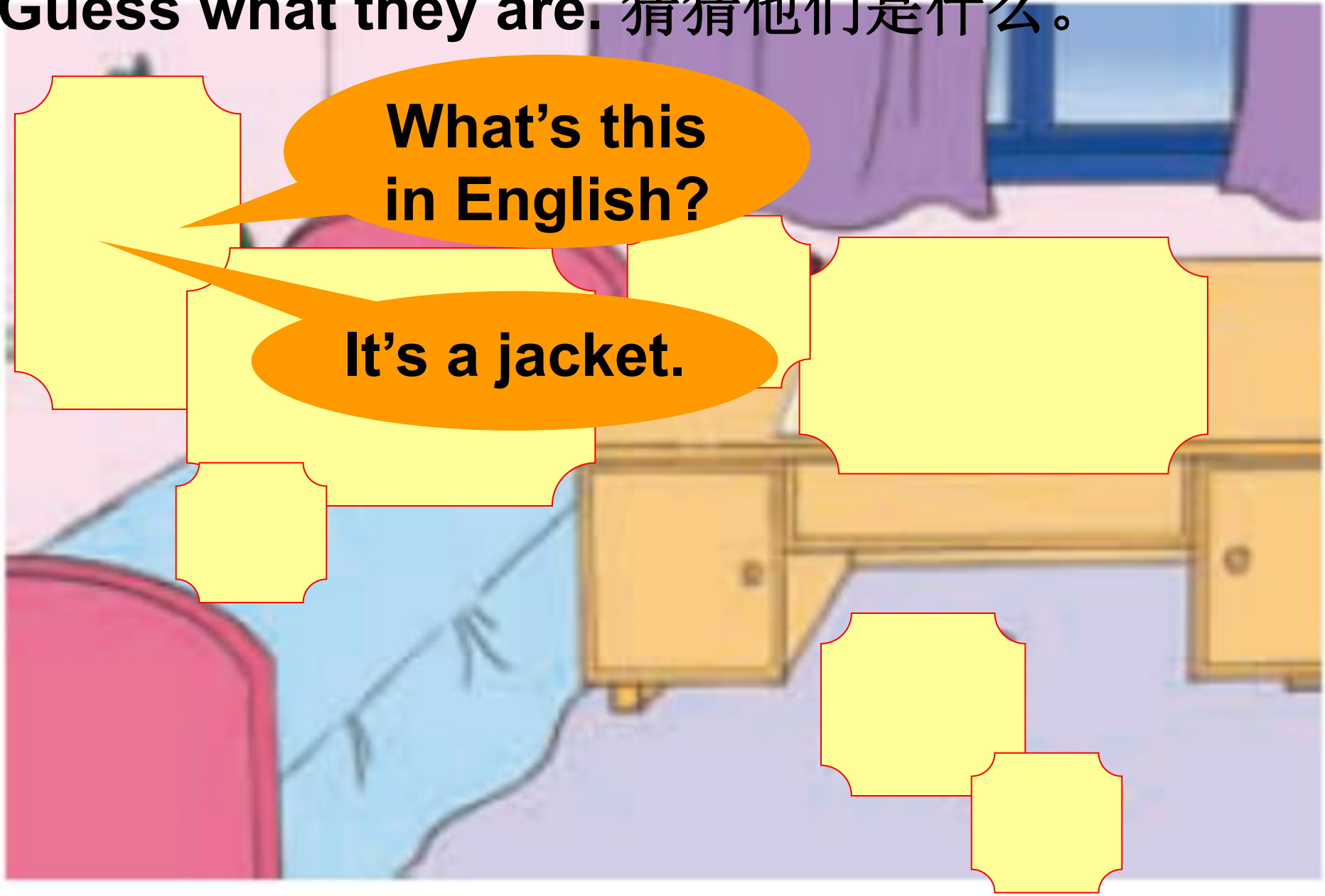
O-R-A-N-G-E.



Guess what they are. 猜猜他们是什么。

**What's this
in English?**

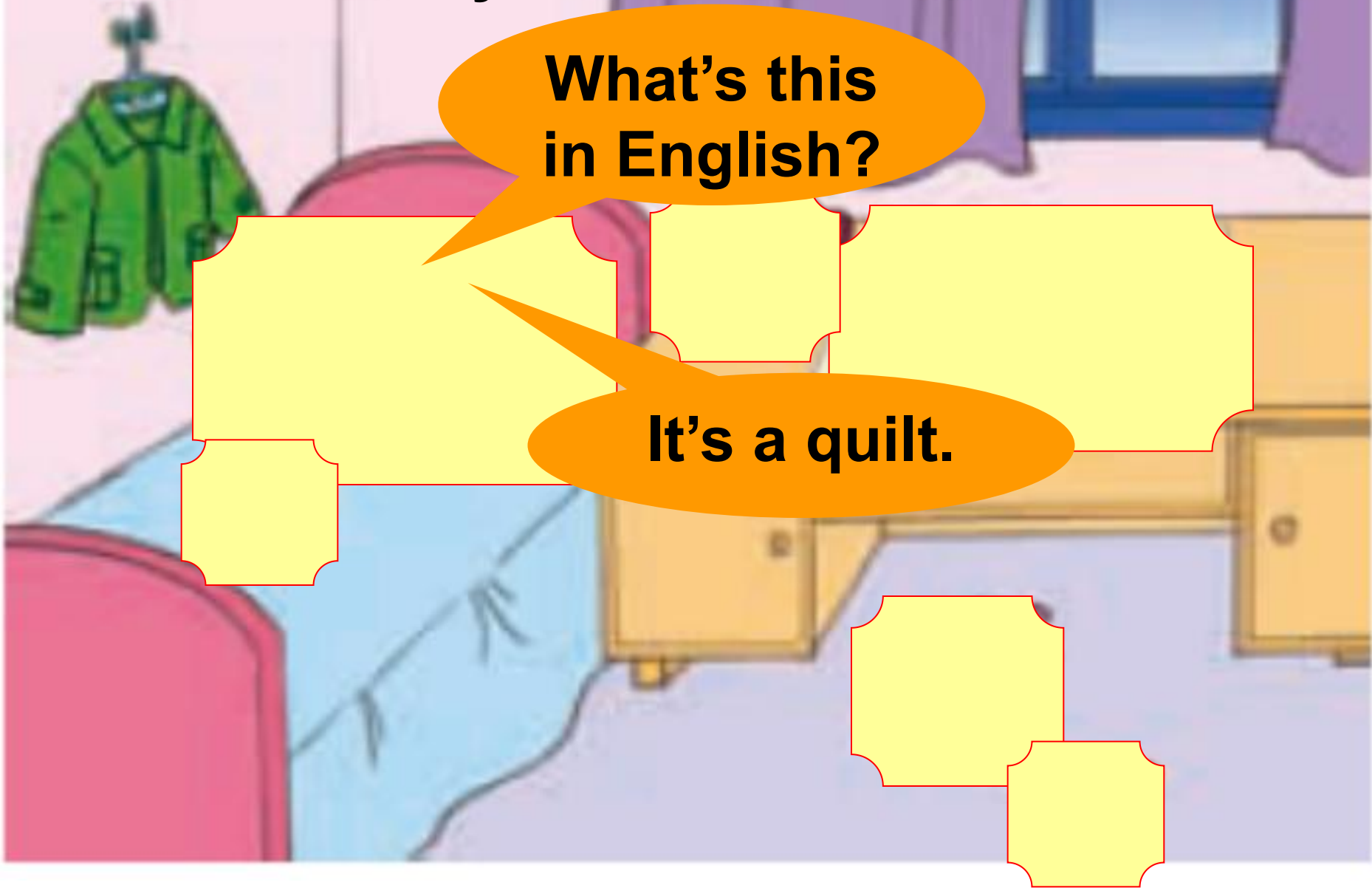
It's a jacket.



Guess what they are. 猜猜他们是什么。

**What's this
in English?**

It's a quilt.



Guess what they are. 猜猜他们是什么。



**What's this
in English?**

It's an orange.

Guess what they are. 猜猜他们是什么。



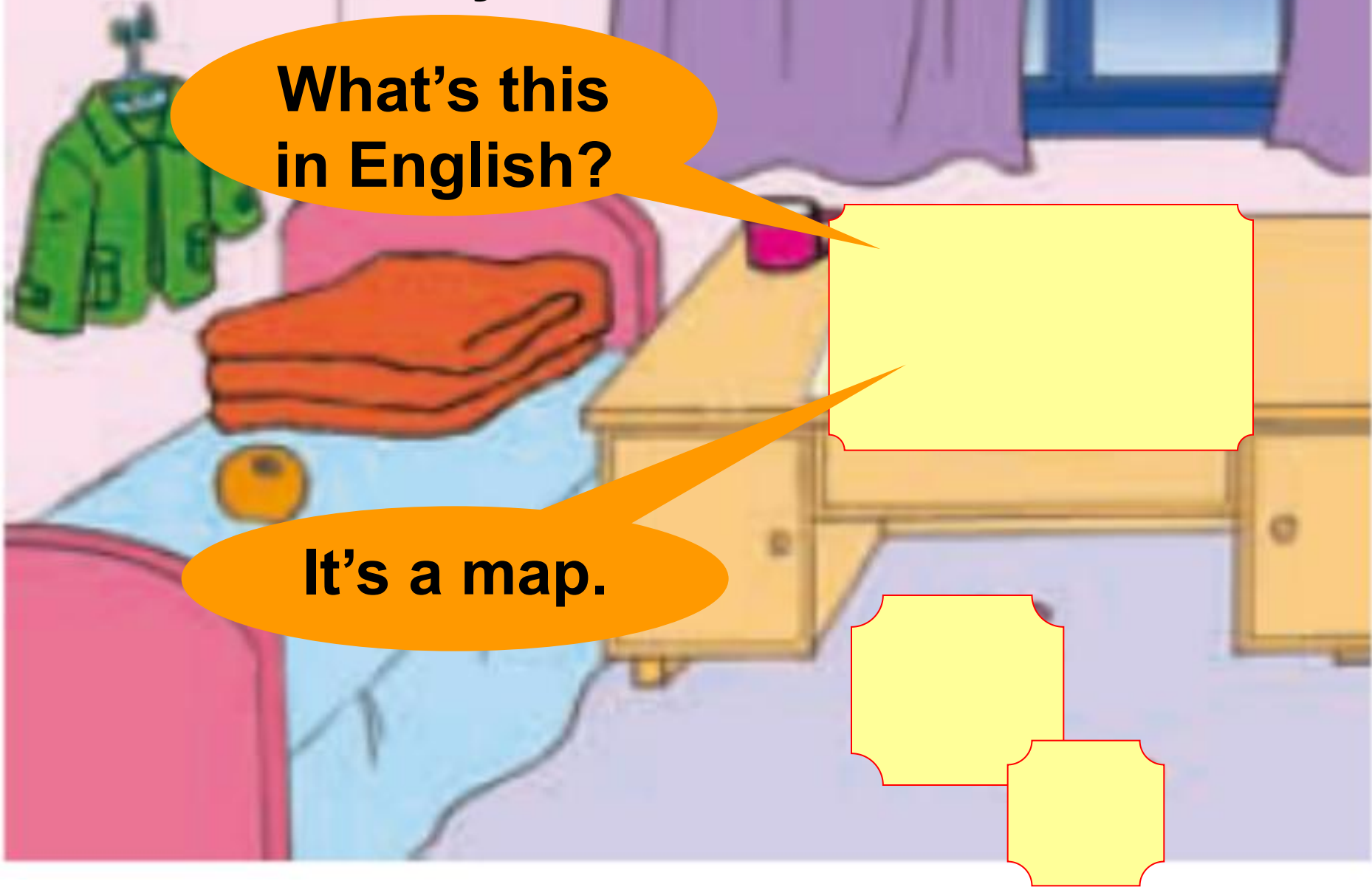
**What's this
in English?**

It's a cup.

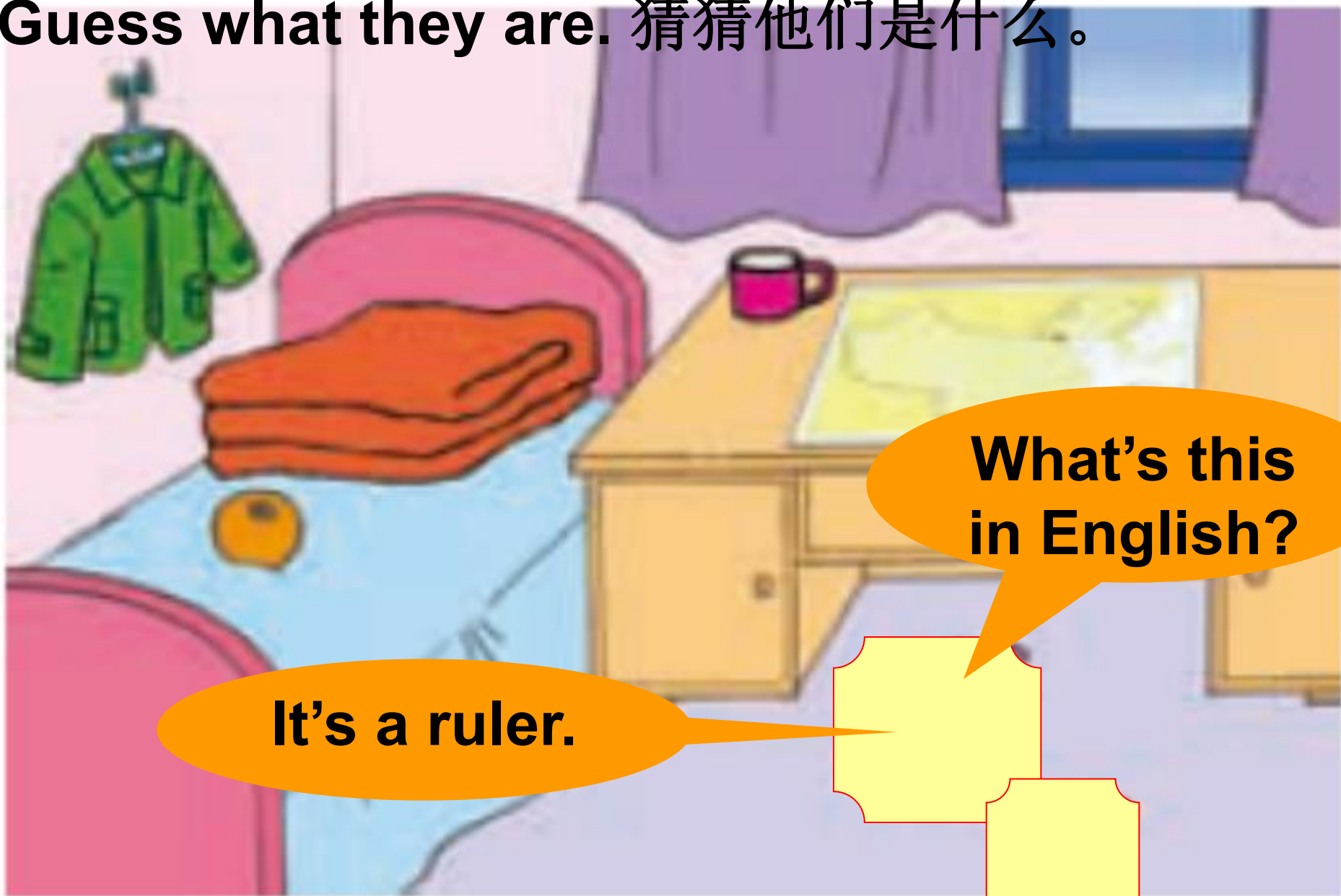
Guess what they are. 猜猜他们是什么。

**What's this
in English?**

It's a map.



Guess what they are. 猜猜他们是什么。



It's a ruler.

**What's this
in English?**

Guess what they are. 猜猜他们是什么。



**What's this
in English?**

It's a pen.



Explain



Language points



1. Spell it, please.

该句是一个祈使句，表示请求、命令或建议。

它的结构一般是：动词原形+其他。有时为使语气更委婉、客气，在句首或句尾加please。

Spell it, please.的同义句有：Can you spell it, please?或How do you spell it?回答时都是直接拼出单词。

2. M-A-P.

在书面语中，用英语写出所要拼写的单词时，应注意每个字母都应用大写形式且字母之间要加连字符。

Guessing game

What's the word?

Is it **a/an** ...?

j a c k e t

What's this in English?

It's a jacket.

Spell it, please.

J-A-C-K-E-T.



Guessing game

What's the word?

Is it **a/an** ...?

o r a n g e

What's this in English?

It's an orange.

Spell it, please.

O-R-A-N-G-E.



Writing



4a Fill in the missing letters.

<u>A</u>	B	C	<u>D</u>	E	<u>F</u>	<u>G</u>	H	I
<u>J</u>	K	L	M	<u>N</u>	O	<u>P</u>	<u>Q</u>	R
a	b	<u>c</u>	d	<u>e</u>	f	<u>g</u>	h	i
j	<u>k</u>	l	<u>m</u>	<u>n</u>	o	p	<u>q</u>	<u>r</u>

Reading



4b Number the words in alphabetical order [1-15].

(9) jacket	(1) Alice	(11) map	(10) key
(12) orange	(4) Dale	(8) Helen	(7) Grace
(3) Cindy	(2) Bob	(13) pen	(6) Frank
(14) quilt	(5) Eric	(15) ruler	

4c Listen and repeat. 听录音并跟读。



A	A H J K Dale Grace <i>/eɪ/</i>	Frank thanks jacket map <i>/æ/</i>
E	B C D E G evening <i>/iː/</i>	F L M N Helen pen <i>/e/</i>
I	I hi fine <i>/aɪ/</i>	quilt <i>/ɪ/</i>
O	o OK <i>/əʊ/</i>	orange <i>/ɒ/</i>




Reading

**4d Read the letters and words in column 1.
Then try to read the new words in column 2.**

A	A H J K Dale Grace	name [eɪ]
	Frank thanks jacket map	can [æ]
E	B C D E G P evening	he [i:]
	F L M N Helen pen	leg [e]
I	I hi fine	nice [aɪ]
	quilt in	milk [ɪ]
O	O OK	go [əʊ]
	orange	dog [ɒ]

字母A、E、I、O读音规则

- 闭音节: A /æ/ , E /e/ , I /ɪ/ , O /ɒ/
- 开音节: A /eɪ/ , E /i:/ , I /aɪ/ , O /əʊ/



Exercises



一、找出与所给字母含有相同音素的选项。

- | | | | | |
|------|-----------|---------|----------|----------|
| 1. e | A. g | B. m | C. n | <u>A</u> |
| 2. f | A. r | B. q | C. pen | <u>C</u> |
| 3. o | A. orange | B. OK | C. dog | <u>B</u> |
| 4. a | A. thanks | B. Dale | C. map | <u>B</u> |
| 5. i | A. hi | B. in | C. quilt | <u>A</u> |

二、从B栏中找出A栏的应答语。

A: **D** 1. Good morning!

2. Good evening!

E 3. Good afternoon!

4. **B** How are you?

5. **A** Hello, Frank!

6. What's that in English?

B: **F** A. Fine, thanks. B. Good afternoon!

C C. It's an orange. D. Good morning!

E. Good evening! F. Hello, Alice.

Homework

- 1.大声朗读第S5页上的单词和句子。
- 2.抄写第S5页的单词3遍。
- 3.抄写对话一遍。
- 4.画出自己小房间里的物品，准备下一课时谈论。

