


七年级英语·下


新课标 [冀教]

# Unit 1 A Trip to the Silk Road




## *Lesson 1 A Trip to China*


敦  
煌



鸣  
沙  
山




玉  
门  
关



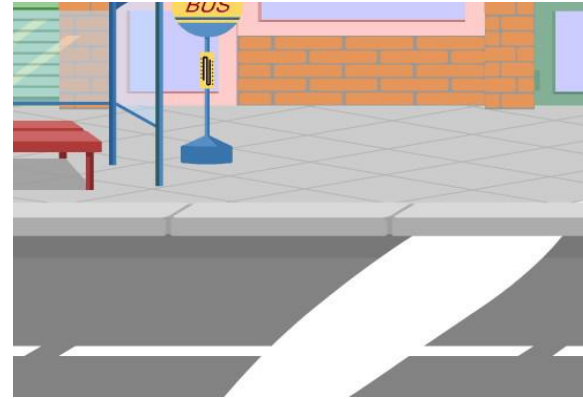
阳  
关



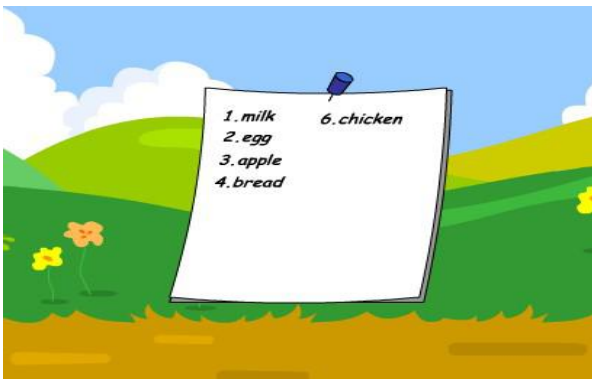
# New words




trip 旅行, 旅程



road 路, 公路



note 便笺; 笔记



news 新闻, 消息

**Listen to the tape with your book closed and answer the following questions.**



**(1) What is Jenny learning about this month in school?**

**The Silk Road.**

**(2) Who reads the note?**

**Jenny's father and mother.**

**(3) How does Jenny feel?**

**She feels excited.**



Read and ask the students to fill in the blanks.

Jenny is learning about the Silk Road this month in school. Her school is planning a trip to China. Ms. Martin will lead the trip. Ms. Smith thinks that is a good chance for Jenny and she agrees. Jenny is very excited and she will send an e-mail to Li Ming and tell him the good news.





## ☆教材解读☆


1.,...may I ask you a question?

情态动词**may**意为“可以”,在疑问句中与第一人称**I**或**we**连用表示请求的含义。**May I /we...?**表达有礼貌地请求。肯定回答:**Yes, you may.**还可以用**Sure./Certainly./Of course.**否定回答:**No, you may not.**还可以用**Sorry, you can't./You'd better not.**

—*May I go shopping with my friends?*

我可以和我的朋友们去购物吗?

—*Sure.*当然了。



2. My school is planning a trip around China with Li Ming's school.

◆ **plan** 在句中用作动词, 意为 “计划”, **plan sth.** 意为 “计划某事”; **plan to do sth.** 意为 “计划做某事”。


*We are planning a birthday party for my grandma.* 我们正在为奶奶准备一个生日聚会。

*Where do you plan to go?* 你计划去哪?

◆ **around** 意为 “遍及, 全”, 相当于 **all over**, 后加地点。 **around the world = all over the world** 全世界。

*We must help people around us.*

我们必须帮助我们身边的人。



### 3. Who will lead the trip?

**lead**意为“引导,带领”,用法如下:

(1) **lead sb. to sp.**意为“领某人去某地”。


*The road leads you to the station.*

这条路直接通向车站。

(2) **lead sb. to do sth.**意为“致使/诱惑某人做某事”。

*What led you to think so?*

什么使你这么想呢?





4. Here is the note from my school.

**Here is/are...**意为“这是.....”,根据谓语动词**be**的就近原则,距离**be**动词近的是复数用**are**,如果是单数就用**is**。

*Here is your coat.* 这是你的外套。

*Here are our schoolbags.* 这些是我们的书包。



5. This is a good chance for you.

**chance**用作名词,意为“机会”,用法如下:

(1) **by chance**意为“偶然地”。

*I met him by chance.*

我偶然遇到了他。

(2) **a chance to do**和**a chance of doing**意为“做某事的机会”。

*I don't have a chance to send him an e-mail.* 我没有机会给他发电子邮件。

*He doesn't have a chance of saying sorry to her.* 他没有机会向她道歉。



## 6.I'm so excited!

一般情况下,人作主语,用**v.-ed**; 物作主语,用**v.-ing**。**excited**表示“兴奋的”,指人、物对.....感到兴奋;  
**exciting**表示“令人兴奋的;使人激动的”,指人、物本身让人兴奋、激动。

*He was excited at the news.*

他对这个消息感到兴奋。

*The story is exciting.*

这个故事令人兴奋。



7.I will send Li Ming an e-mail  
and tell him the good news.

表示“送给某人某物”可用**send something to somebody**,也可用**send somebody something**。

*We'll send our teacher some flowers.*  
= *We'll send some flowers to our teacher.*我们要给老师送些花。

**【拓展】** 除动词**send**外,动词**give, show, bring, take, pass**也有这种用法。

*Please give me a new pencil.*  
= *Please give a new pencil to me.*  
请给我一支新铅笔。



**Point out the Silk Road and answer the following questions.**

**(1) What did they carry from China to the foreign countries?**

**They carried silk, tea and other things.**

**(2) How did they travel?**

**They travelled on camels.**

**(3) Did people take anything back from the foreign countries?**

**Yes, they did.**

Work in groups. Read the note from Jenny's school and take turns asking for permission to go on the trip.

*Example:*

*A: Excuse me. Where is the supermarket?*

*B: Go down this street and turn left at the library. Then go straight and you can see the supermarket on your left.*





## Fill in the blanks.

1. 布朗先生,我可以问你一个问题吗?

Mr. Brown, may I ask you a question?

2. 在我家周围有许多树。

There are many trees around my house.

3. 我能找个机会和您谈谈吗?

Can I find a chance to talk with you?

4. 你能晚上给我发一封电子邮件吗?

Can you send me an e-mail at night?

5. 我正在计划和我的朋友去海南旅行。

I'm planning a trip to Hainan  
with my friends.



# Homework

- 1. Review and recite the important points of Lesson 1.**
- 2. Try to write a note asking for permission to go on the trip.**
- 3. Preview Lesson 2.**

