

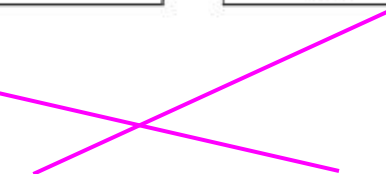
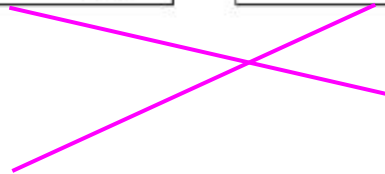
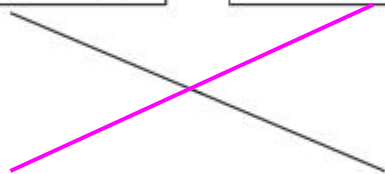
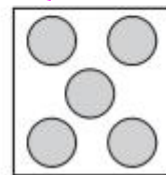
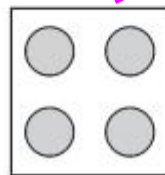
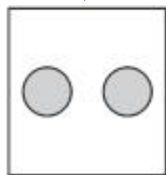
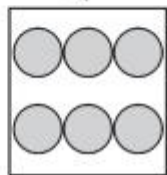
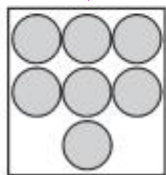

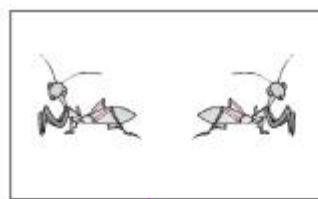

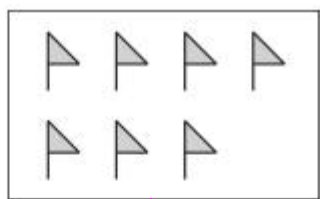



第 2 课时 比多少(教材第 6 页)




# 开心！一练

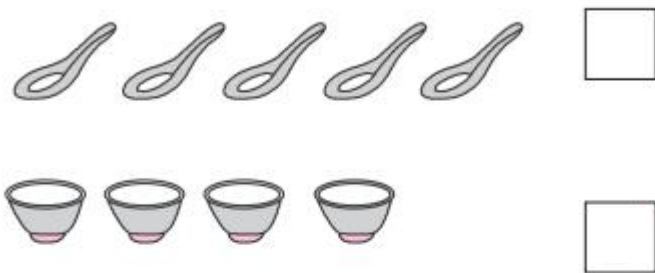
一 把同样多的连起来。



二 1. 在多的后面画“√”。



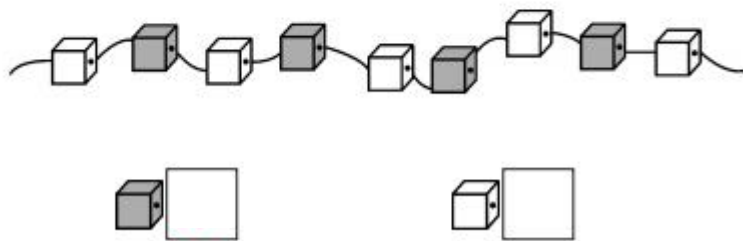
2. 在少的后面画“√”。



三 1. 在多的后面画“√”。



2. 在少的后面画“√”。





## 快乐!提升

### 四 (湖北仙桃市)画一画。

1. 画 $\triangle$ ,  $\triangle$ 比 $\bigcirc$ 多3个。

$\bigcirc\bigcirc\bigcirc\bigcirc\bigcirc$

---

2. 画 $\bigcirc$ ,  $\bigcirc$ 和 $\star$ 同样多。

$\star\star\star\star\star$

---