





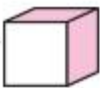

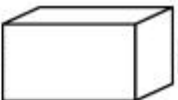
第 2 课时 拼搭 (教材第 35~36 页)

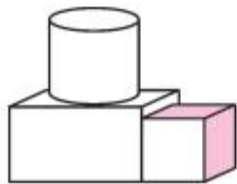




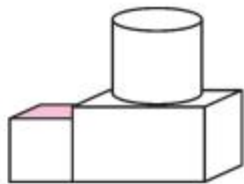
开心! 一练

一 在正确摆法的下面画“√”。

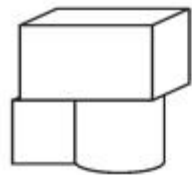
先摆一个 ，在  的左边摆一个 ，再把  摆在  的上面。



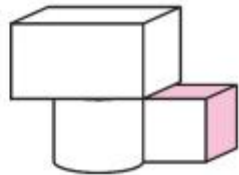
()



()

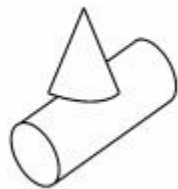
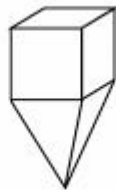
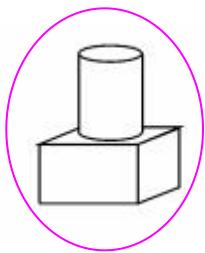
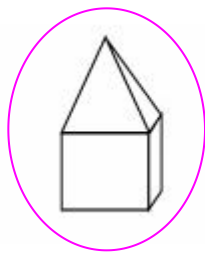


()

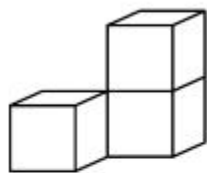


()

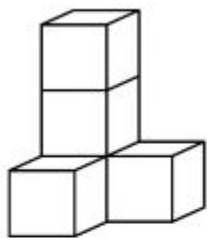
二 搭一搭，哪一组能站稳？把能站稳的圈起来。



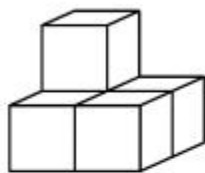
三 哪些形状是用 5 个  拼成的？在 () 里画“√”。



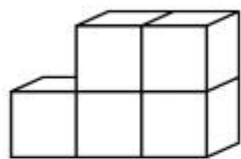
()



()



()

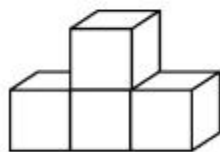



()

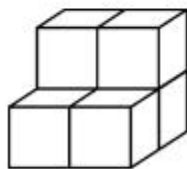
四 数一数，填一填。




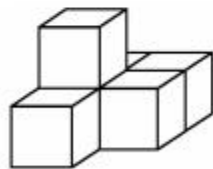
() 个 




() 个 



() 个 



() 个 



快乐!提升

五 接着摆什么? 圈出正确答案。

