



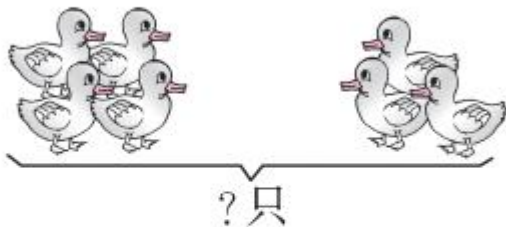
第4课时 解决问题(教材第46~47页)



开心！一练

—

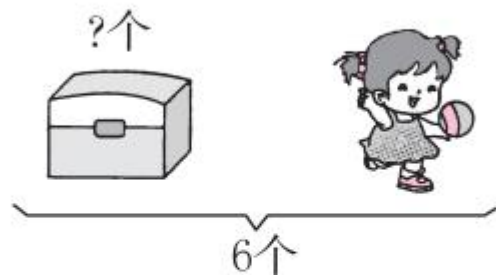
1.



左边有 只, 右边有 只。
一共有几只?

$$\square \bigcirc \square = \square \text{ (只)}$$

2.

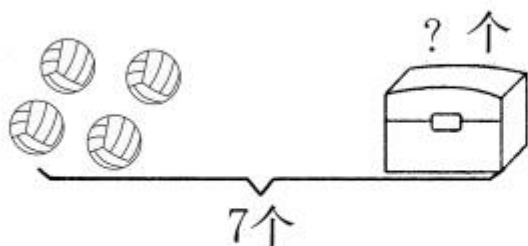


一共有 个, 拿走 个。
还剩几个?

$$\square \bigcirc \square = \square \text{ (个)}$$


二 说一说图中告诉我们什么？要解决的问题是什么？再解答。

1.



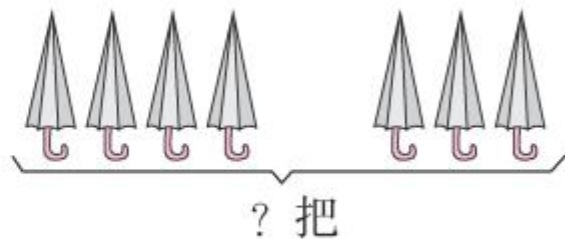
$$\square \bigcirc \square = \square (\text{个})$$

3.



$$\square \bigcirc \square = \square (\text{只})$$

2.



$$\square \bigcirc \square = \square (\text{把})$$

4.



$$\square \bigcirc \square = \square (\text{人})$$



快乐!提升

三 说出要解决的问题,再解答。

7只

7 ○ □ = □ (只)

6条

6 ○ □ = □ (条)

6只

6 ○ □ = □ (只)