



3

圆柱与圆锥

圆锥的认识
(主题图、例1)





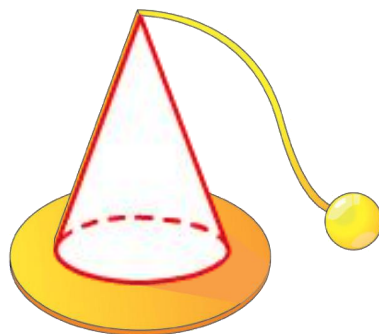

人民教育电子音像出版社
PEOPLE'S EDUCATION ELECTRONIC & AUDIOVISUAL PRESS



人民教育出版社




一、探索新知



你还

你还见过哪些圆锥形的物体？


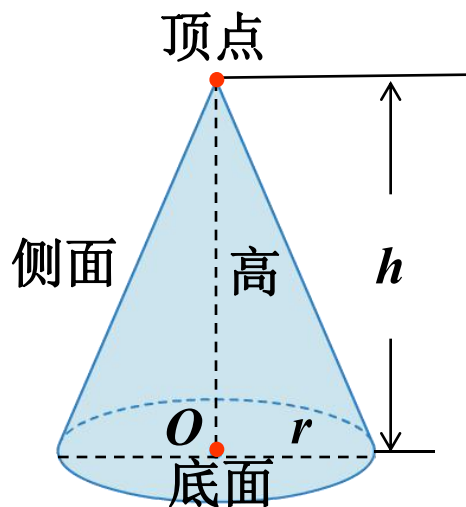






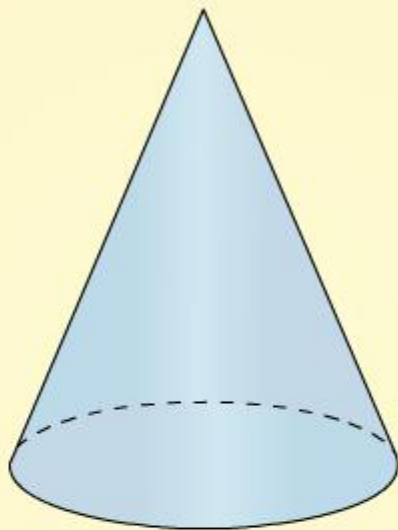
探索新知

1



圆锥有一个顶点，圆锥的底面是个圆，侧面是个曲面。



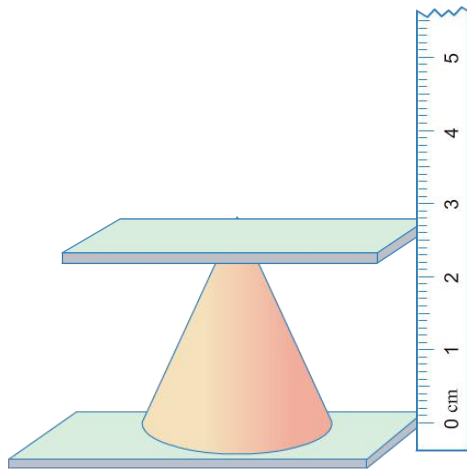


仔细观察这个圆锥，看一看它有哪些特征？



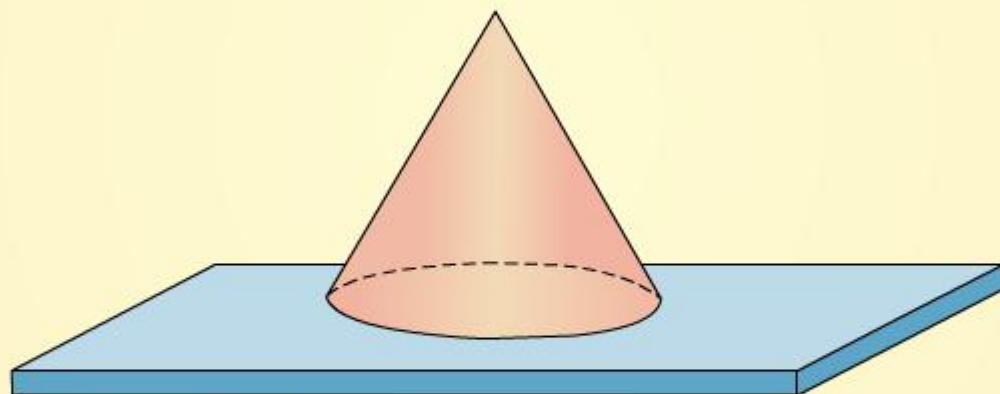
探索新知

1




测量时，圆锥的底面要水平地放；上面的
怎样测量圆锥的高？





探索新知


1



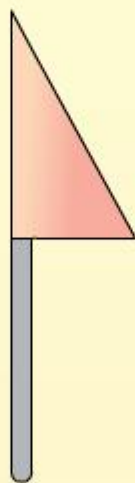
如果把一张三角形的硬纸贴在木棒上，快速转动木棒，想一想，转出来的是什么形状？



转动起来是一个圆锥。



如果把一张三角形的硬纸贴在木棒上，快速转动木棒，想一想，转出来的是什么形状？



探索新知

◎ 生活中的数学 ◎

我长大了就是蚁蛉。



蚁狮

蚁狮会挖出圆锥形的洞穴作陷阱，躲在穴中等着取食掉进陷阱中的蚂蚁和其他昆虫。



蚁蛉

蚁蛉有点儿像小个儿的蜻蜓。

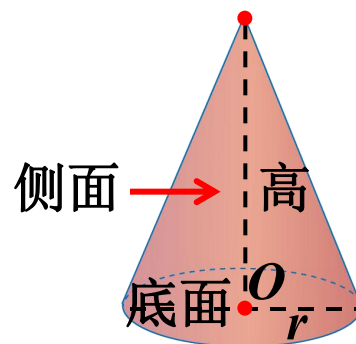
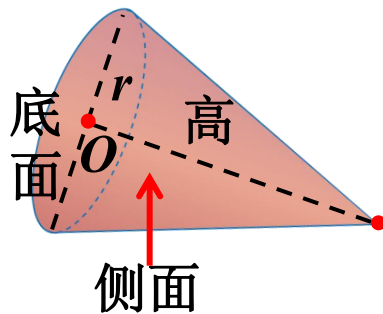
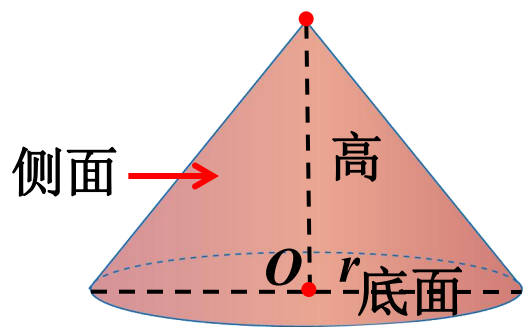




二、知识应用

(一) 做一做

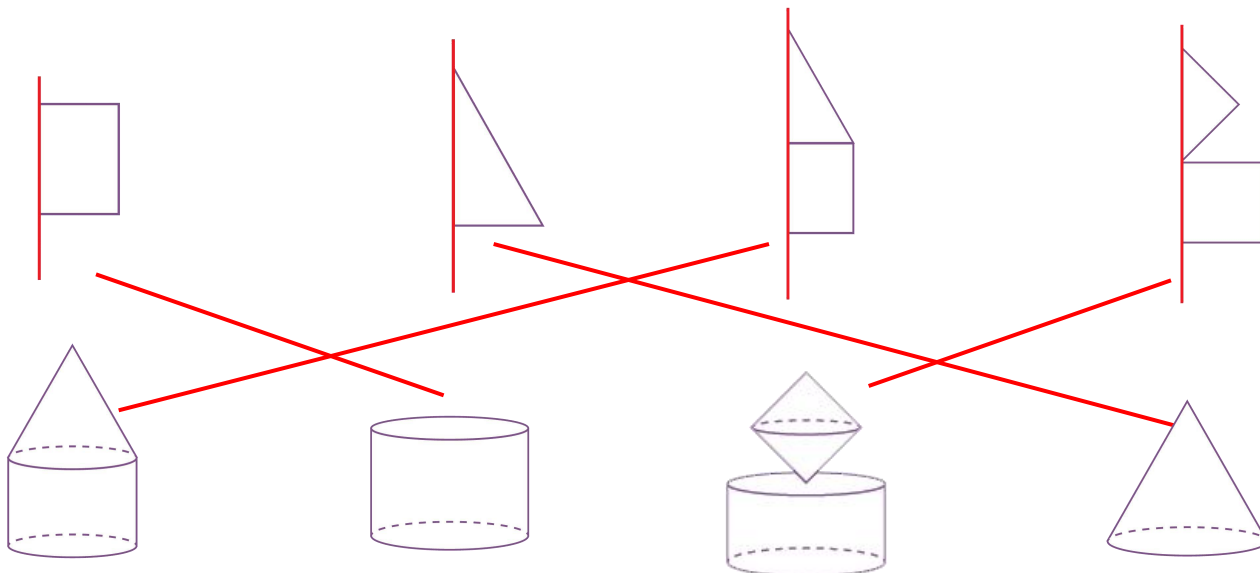
指出下面圆锥的底面、侧面和高。



知识应用

(二) 解决问题

1. 下面图形以红色线为轴快速旋转后会形成什么图形？连一连。





二、知识应用

2. 将下面图形分类，说说每类图形的名称和特征。

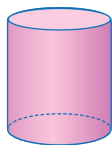


图1

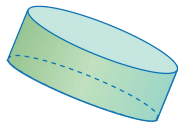


图2

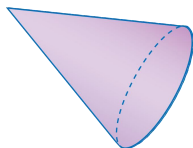


图3




图4

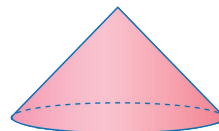


图5

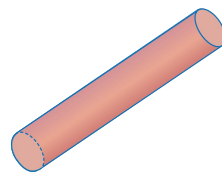


图6

圆柱

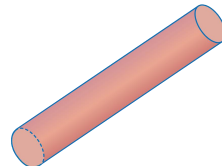
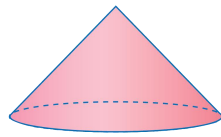

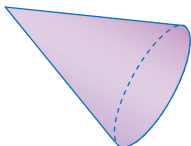
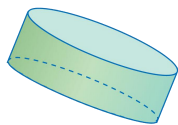
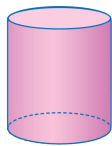
圆锥



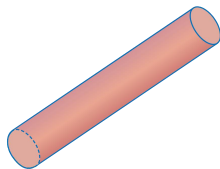
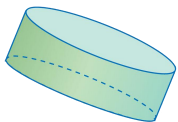
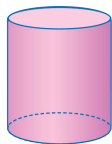


二、知识应用

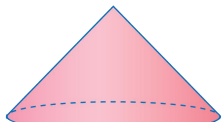

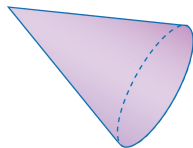
2. 将下面图形分类，说说每类图形的名称和特征。



圆柱



圆锥



圆柱是由两个底面和一个侧面三部分组成。圆柱的底面都是圆，并且大小一样。圆柱的侧面是曲面。一个圆柱有无数条高。

圆锥有一个顶点，圆锥的底面是个圆，侧面是个曲面。从圆锥的顶点到底面圆心的距离是圆锥的高。圆锥有一条高。





三、布置作业

作业：第**35**页练习六，第**1**题。

