


# Unit 5 Let's eat

人教版(三年级起点)

## Part B





# 热身活动

## Let's sing

**Let's have a picnic today**






**Let's have some cake today. let's have some cake today.  
Let's have some cake today, on such a lovely day.  
Let's have some milk today. Let's have some milk today.  
Let's have some milk today, on such a lovely day.**





# 话题导入





# 新词展示



**water** /'wɔ:tə(r)/ (名词) 水



**cake** /keɪk/ (名词) 蛋糕



**fish** /fɪʃ/ (名词) 鱼肉; 鱼



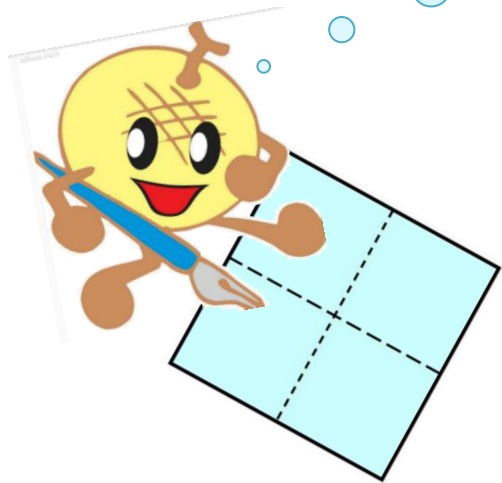
**rice** /raɪs/ (名词) 米饭





# 新词展示

点击“新词展示”，跟  
我一起学词汇吧！





# 新词展示

## 词汇巩固



water



cake



fish



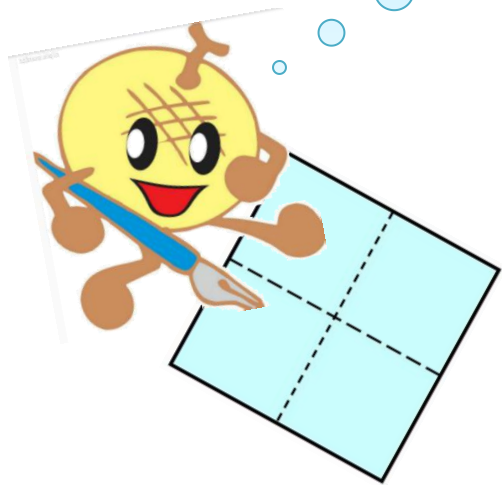
rice





# 课文朗读

点击“Let's talk”，  
跟我一起学朗读技巧吧！







## Let's talk



—请给我些水好吗？

—给你。

—谢谢你。

—不用谢。







# 重难点探究



重点词汇1

can (情态动词) 可以; 能够

★ 例句

Can you see the pencil?

你能看到那支铅笔吗?





# 重难点探究

## 重点词汇2


water /'wɔ:tə(r)/ (名词) 水

★ 注意

water是不可数名词。

★ 短语

water the flower 浇花





# 重难点探究

### 重点句型

**You're welcome.不用谢。**


### ★ 详解

当别人向你说“Thank you./Thanks.”时,一般用这句话作答,表示“不用谢”。

### ★ 例句

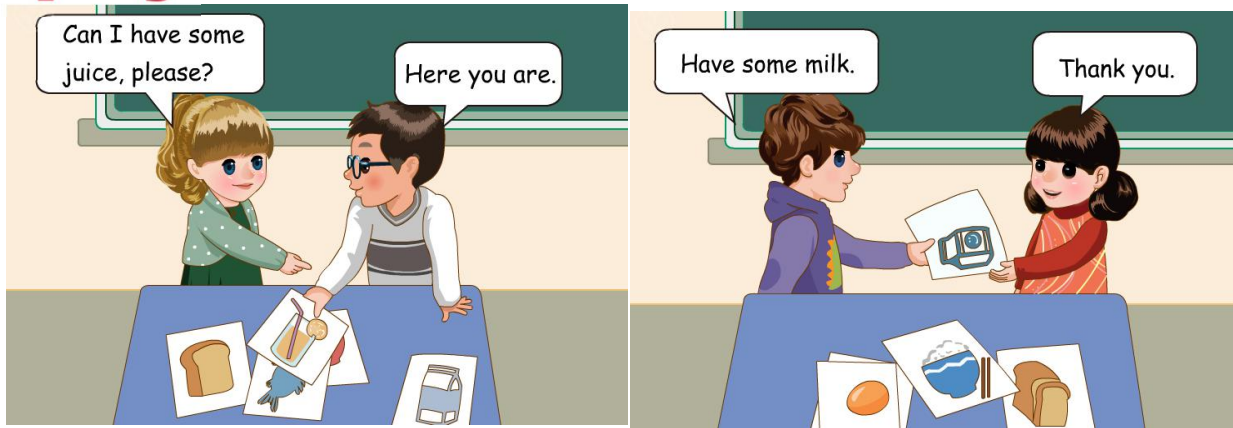
— Thank you. 谢谢你。

— You're welcome. 不用谢。





## Let's play



—请给我些果汁好吗？

—给你。

—喝点牛奶吧。

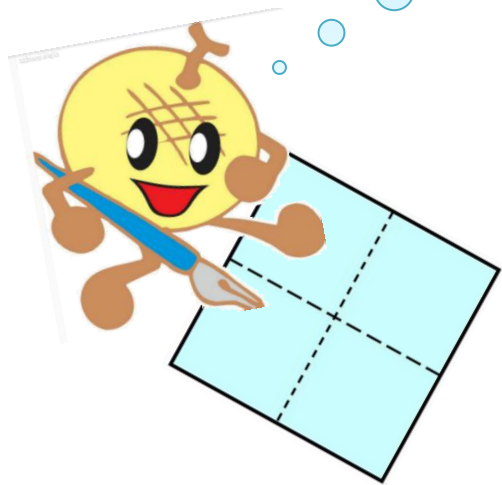
—谢谢你。





# 课文朗读

点击“Let's learn”，  
跟我一起学词汇吧！





## Let's learn



—请给我些水好吗？

—给你。

水 蛋糕 鱼 米饭





## Let's do



喝点水。  
吃些鱼。  
吃些米饭。  
切蛋糕。








# 重难点探究

重点词汇1

**cake /keɪk/ (名词) 蛋糕**

★ 例句 I'd like some cake. 我想要些蛋糕。

★ 短语 a piece of cake 一块蛋糕







# 重难点探究

重点词汇2

**fish /fɪʃ/ (名词) 鱼肉; 鱼**

★ 例句 We like fish. 我们喜欢(吃)鱼。

★ 用法 作鱼和鱼肉讲时是不可数名词, 指鱼的种类时是可数名词。






# 重难点探究

重点词汇3

**rice /raɪs/ (名词) 米饭**

★ **注意** rice是不可数名词。

★ **短语** a bowl of rice 一碗米饭






# 重难点探究

重点词汇4

cut (动词) 切

★ 短语 cut the cake 切蛋糕

★ 形近词 cat猫 but但是





# 重难点探究

## 重点句型

**Can I have some water, please?**  
**请给我些水好吗?**


### ★ 详解

此句是用来征求意见或请求允许的句子,情态动词用can,有时也可用may。若在句尾加上please就显得更有礼貌了。

句型结构: Can+主语+动词原形+其他?

肯定回答: Yes, 主语+can.

否定回答: No, 主语+can't.





# 重难点探究

★例句 — Can I have some water?


我可以喝些水吗?

— Yes, you can. 是的, 你可以。

— Can I have some bread?

我可以吃些面包吗?

— No, you can't. 不, 你不可以。





*Groups work*

请同学们分组设计菜单。







# Start to read

Find and say.





## Start to read

Read and count.

The illustration shows various items with labels: a pink mug labeled 'milk', a blue mug labeled 'juice' and 'water', a red mug labeled 'water', a yellow mug labeled 'juice', a purple plate labeled 'egg', 'cake', 'rice', 'rice', and 'fish', a brown plate labeled 'fish', 'cake', and 'bread', and a green plate labeled 'fish' and 'cake'. Below these are icons for each item: an egg, water in a glass, a slice of cake, a bowl of rice, a glass of juice, a fish, a slice of bread, and a carton of milk. Each icon has a number below it: egg (1), water (2), cake (3), rice (2), juice (2), fish (3), bread (1), and milk (1).

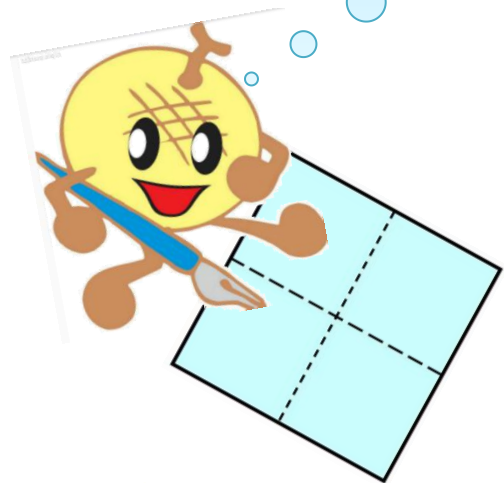
|          |          |          |          |          |          |          |          |
|----------|----------|----------|----------|----------|----------|----------|----------|
| egg      | water    | cake     | rice     | juice    | fish     | bread    | milk     |
| <u>1</u> | <u>2</u> | <u>3</u> | <u>2</u> | <u>2</u> | <u>3</u> | <u>1</u> | <u>1</u> |





# 课文朗读


点击“Let's check”，  
跟我一起练听力吧！





## Let's check

Listen and tick(√).





## Let's check

Look and match.





# 巩固练习

## 一、单项选择。

( A ) 1. I'm hungry. I'd like some \_\_\_\_\_, please.

A. fish      B. fishes      C. fishes

( C ) 2. \_\_\_\_\_ you are.

A. How      B. What      C. Here

( B ) 3. \_\_\_\_\_ are welcome.

A. Your      B. You      C. you

( C ) 4. \_\_\_\_\_ I have some water?

A. Well      B. Would      C. Can

( A ) 5. Let's \_\_\_\_\_ some cake.

A. have      B. drink      C. look





## 巩固练习

### 二、给下列句子排序。

- ( 5 ) Sure, here you are. Some water.
- ( 1 ) Mum, I'm hungry. I'd like some rice.
- ( 3 ) Thanks. Can I drink some water, please?
- ( 2 ) Here you are.
- ( 4 ) Thank you.







## 回顾小结

本课我们学习了以下知识，请同学们一定加强巩固，以便能和同学们进行灵活交流哦！

**重点词汇：** water 水      cake 蛋糕      fish 鱼肉；鱼      rice 米饭

**重点句型：** You're welcome. 不用谢。

Can I have some water, please?

请给我些水好吗？





# 课后作业

Homework

制作英文食物卡片



# Thank You

