


第二课时  $3a-4d$





# 夯基固本

一、将字母 I~R 的大小写形式写在四线三格里。





## 二、单项选择。

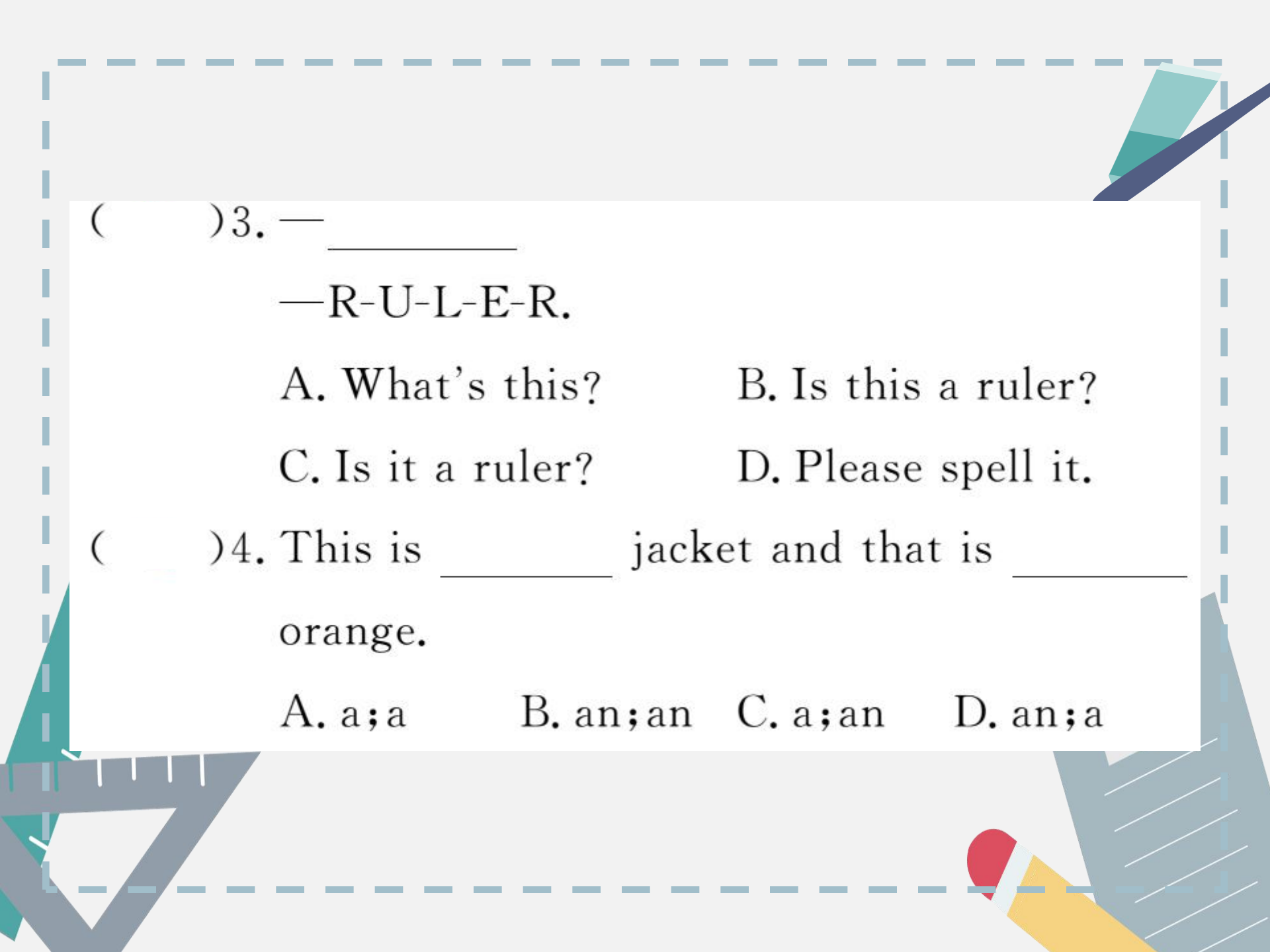
(     )1. 字母 L,M,N 中含有一个共同的音素\_\_\_\_\_。

- A. /er/     B. /e/     C. /i/     D. /ai/

(     )2. 画线字母“i”的发音与其他三项不同的是

\_\_\_\_\_。

- A. it     B. this     C. nice     D. Engish



(     )3. — \_\_\_\_\_  
—R-U-L-E-R.

A. What's this?

B. Is this a ruler?

C. Is it a ruler?

D. Please spell it.


(     )4. This is \_\_\_\_\_ jacket and that is \_\_\_\_\_  
orange.

A. a; a

B. an; an

C. a; an

D. an; a



( )5. — \_\_\_\_\_ in English?


—It's a pen.

A. What that

B. What's that

C. What this

D. That's what



三、根据图片补全单词,并给每个单词配上冠词 a 或 an。



1. \_ \_ \_ range



2. \_ \_ ey



3. \_ ru \_ er



4. \_ \_ en



5. \_ qu \_ lt



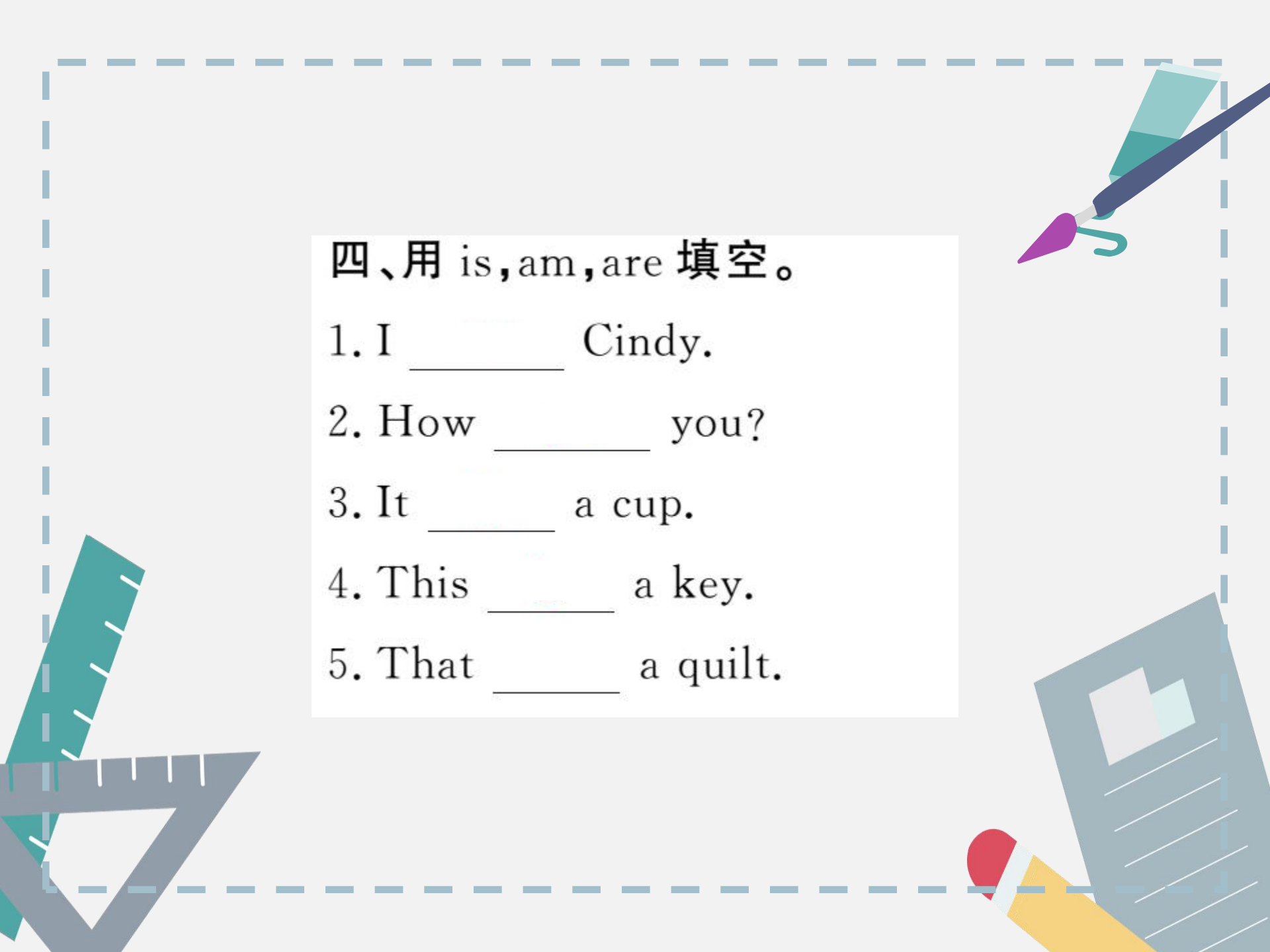
6. \_ jack \_ t



7. \_ \_ ap



8. \_ c \_ p



四、用 is, am, are 填空。

1. I \_\_\_\_\_ Cindy.

2. How \_\_\_\_\_ you?

3. It \_\_\_\_\_ a cup.

4. This \_\_\_\_\_ a key.

5. That \_\_\_\_\_ a quilt.

五、根据句意及汉语或首字母提示填写单词。

1. —What's that in E \_\_\_\_\_?

—It's a quilt.

2. This is a \_\_\_\_\_ (钥匙).

3. It's a \_\_\_\_\_ (尺子).

4. \_\_\_\_\_ (这个) is a map.

5. —S \_\_\_\_\_ it, please.

—M-A-P.





六、根据图片提示,在空白处填入适当的句子使对话内容完整。

A: Good morning, Bob!

B: 1. \_\_\_\_\_, Dale!

A: 2. \_\_\_\_\_?

B: I'm fine, thanks. How  
are you?





A: 3. \_\_\_\_\_.

B: What's this, Bob?

A: 4. \_\_\_\_\_.

B: 5. \_\_\_\_\_.

A: R-U-L-E-R.

B: Thank you.

