


# Unit 4 We love animals

人教版(三年级起点)

## Part A





## Let's sing

### Old MacDonald

Old Macdonald had a farm. E-I-E-I-O.

And on that farm he had some ducks. E-I-E-I-O.

With a quack quack here and a quack quack there.


Here a quack, there a quack. Everywhere a quack quack.

Old Macdonald had a farm. E-I-E-I-O.





# 话题导入





# 新词展示



**duck** /dʌk/ (名词) 鸭子



**cat** /kæt/ (名词) 猫



**bear** /beə(r)/ (名词) 熊



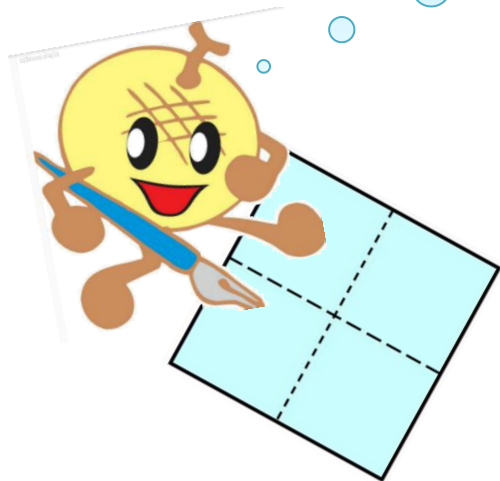
**dog** /dɒg/ (名词) 狗





# 新词展示

点击“新词展示”，跟我一起学词汇吧！





# 新词展示

## 词汇巩固

连一连



dog

cat

duck

pig

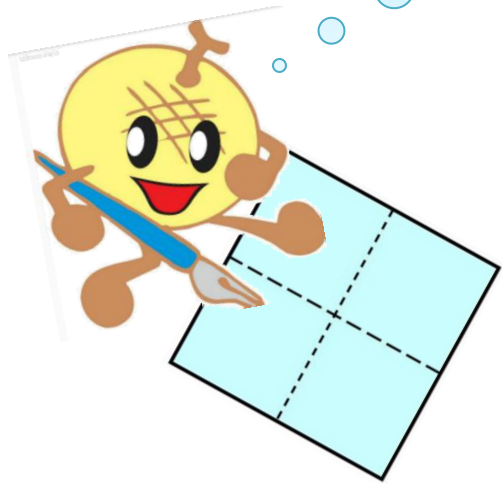
bear






# 课文朗读

点击“Let's talk”，  
跟我一起学朗读技巧吧！





## Let's talk



—这是什么?—(它)是只鸭子。

—这是什么?—(它)是条狗。

—这是什么?—噢,不!(它)是只熊!

—噢,(它)是祖母!









# 重难点探究

重点词汇1

**duck /dʌk/ (名词) 鸭子**

★ 短语 **a duck 一只鸭子**

★ 复数形式 **ducks**





# 重难点探究

重点词汇2

dog /dɒg/ (名词) 狗

★ 例句 I have a yellow dog.  
我有一只黄色的狗。

★ 复数形式 dogs

★ 短语 a lucky dog 幸运儿






# 重难点探究

重点词汇3

**bear** /beə(r)/ (名词) 熊

★ 例句 It's a brown bear. (它)是只棕色的熊。

★ 复数形式 bears





# 重难点探究

## 重点句型


— What's this? 这是什么?

— It's a duck. (它)是只鸭子。

★ 详解 这是询问某物是什么的句型,回答时一般不用“**This is ...**”和“**That's ...**”来回答,而是用“**It is+a/an+名词.**”。

★ 例句 — What's this? 这是什么?

— It's a pencil. (它)是支铅笔。





## Let's play




—嘎嘎!嘎嘎!—这是什么?  
—(它)是只鸭子。—汪汪!汪汪!  
—这是什么?—(它)是条狗。





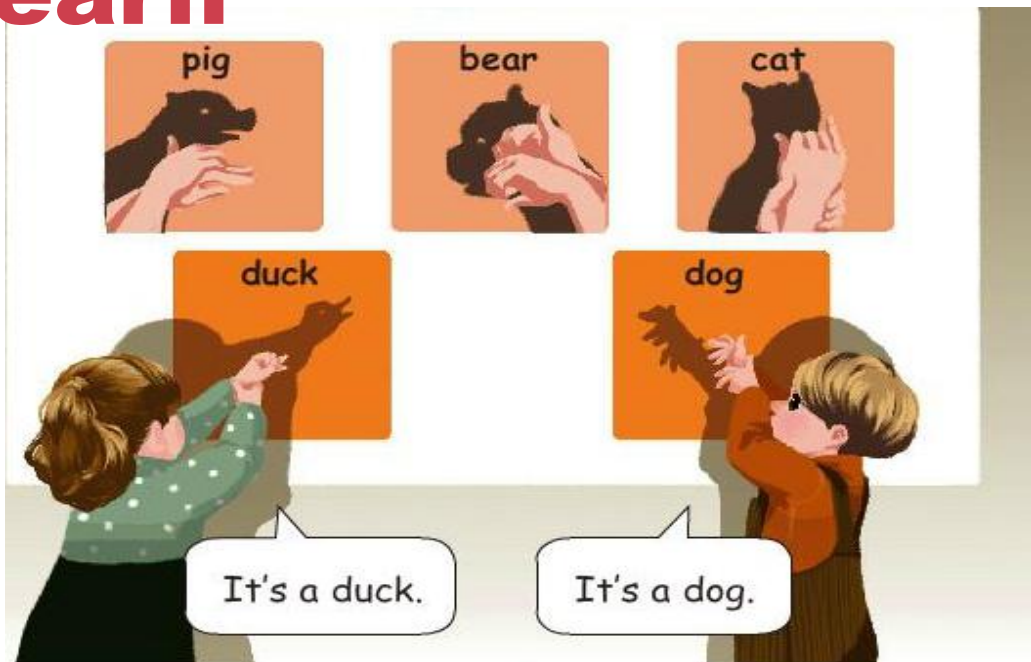
# 课文朗读

点击“Let's learn”，  
跟我一起学单词吧！





## Let's learn



猪 熊 猫 鸭子 狗

—(它)是只鸭子。

—(它)是条狗。





# 重难点探究



重点词汇1

英语中,一些表示动物叫声的词

Woof!汪汪!表示狗叫的声音。

Mew!喵喵!表示猫叫的声音。

Quack!嘎嘎!表示鸭子叫的声音。







# 重难点探究


## 重点词汇2

cat /kæt/ (名词) 猫

★ 例句 It's a cat. (它) 是只猫。

★ 复数形式 cats

★ 拓展 rain cats and dogs  
下倾盆大雨





# 重难点探究

## 重点句型

**It's a dog. (它)是条狗。**


### ★ 详解

it是第三人称单数形式,意思是“它”,it为代词,主格与宾格同形。常用来代替指示代词this或that。

### ★ 例句

— What's this/that? 这/那是什么?

— It's a ruler. (它)是把尺子。





## Groups work

请同学们看卡片相互说一说表示动物的单词。





# 课文原文

## Let's chant



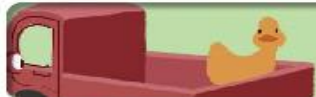
Look at the cat. It is fat.



Look at the pig. It is big.



Look at the dog. Its on the log.



Look at the duck. It's in the truck.



Look at the bear. It's on the pear.

看这只猫。它很胖。

看这头猪。它很大。

看这条狗。它在木头上。

看这只鸭子。它在卡车里。


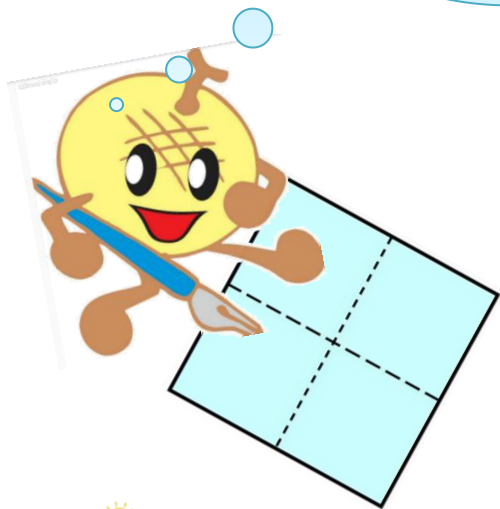
看这只熊。它在梨上。





# 课文朗读

点击“Letters and sounds”，  
跟我一起学语音吧！





# 课文原文


## Letters and sounds

Listen, repeat and chant.





Listen and circle



g

**j**

**l**

n

**k**

c

**m**

n

l

**n**





# 课文原文

## Write and say

Handwriting practice area with four sets of horizontal lines for writing.

Tracing guide for uppercase and lowercase letters J, K, L, M, and N, showing stroke order with numbered arrows.

Aa Bb Cc Dd Ee Ff Gg Hh Ii **Jj** **Kk** **Ll** **Mm** **Nn** Oo Pp Qq Rr Ss Tt Uu Vv Ww Xx Yy Zz







# 巩固练习

一、看图，在四线三格中写出看到字母的左邻右舍。



1. l n    2. l K    3. f h    4. h j    5. E G





## 巩固练习

### 二、我会选。

( B ) 1. Look! I have \_\_\_\_\_ elephant.

A. a

B. an

C. the

( C ) 2. — What's this? — \_\_\_\_\_

A. It's big.

B. Look at the morkey.

C. It's a dog

( C ) 3. 用两笔写成的字母是\_\_\_\_\_.

A. N

B. L

C. M

( A ) 4. Act \_\_\_\_\_ a cat.

A. like

B. at

C. to





## 回顾小结

本课我们学习了以下知识，请同学们一定加强巩固，以便能和同学们进行灵活交流哦！

**重点词汇：** duck 鸭子 pig 猪 cat 猫 bear 熊 dog 狗

**重点句型：** — What's this? 这是什么?  
— It's a duck. (它)是只鸭子。  
It's a dog. (它)是条狗。





# 课后作业

Homework

制作小动物的单词卡片并读一读。



# Thank You

