


# Unit 6 Happy birthday

人教版(三年级起点)

## Part A





## Let's sing



### *Ten little candles*

One little, two little, three little candles,  
Four little, five little, six little candles,  
Seven little, eight little, nine little candles,  
Ten little candles dancing.





# 话题导入





# 新词展示



**one** /wʌn/ (数词) 一



**two** /tu:/ (数词) 二



**three** /θri:/ (数词) 三



**four** /fɔ:(r)/ (数词) 四



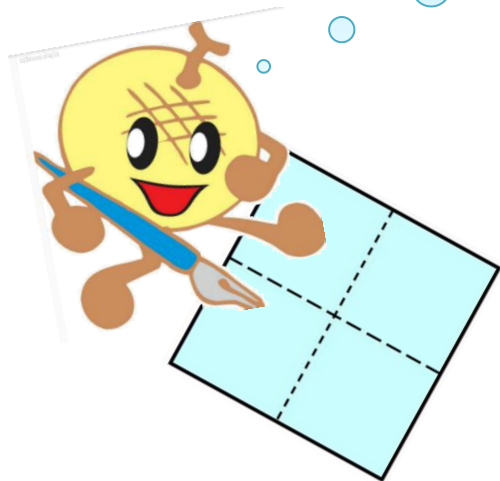
**five** /faɪv/ (数词) 五





# 新词展示

点击“新词展示”，跟  
我一起学词汇吧！





# 新词展示

## 词汇巩固

连一连

1

2

3

4

5

three

four

one

five

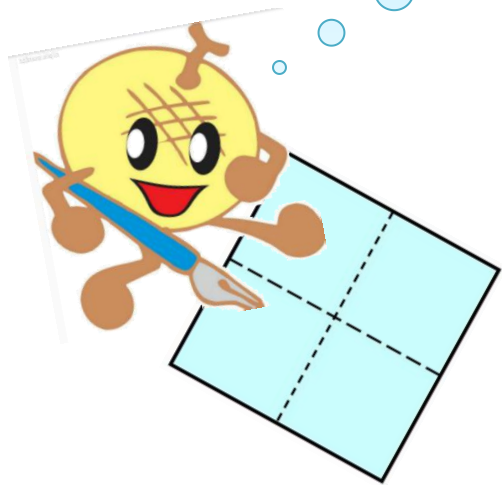
two





# 课文朗读


点击“Let's talk”，  
跟我一起学朗读技巧吧！





## Let's talk

—请给我这个。  
—好的。(你要)  
几个盘子?  
—五个。  
—好的。给你。








# 重难点探究

## 重点词汇1

**how many (固定搭配) 多少**

★用法 用来对可数名词的量进行提问。

★例句 **How many books do you have?**  
你有多少本书?






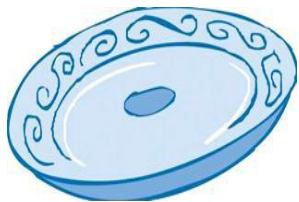
# 重难点探究

重点词汇2

**plate** (名词) 盘子

★ 例句 I have one plate. 我有一个盘子。

★ 复数形式 plates





# 重难点探究

## 重点句型

**How many plates?**  
**(你要)几个盘子?**


### ★ 详解

这是对可数名词的数量进行提问的句型。  
how many 意思是“多少”，后面接可数名词的复数形式。

句型结构：How many+可数名词复数形式+其他?

### ★ 例句

How many bears can you see?  
你能看见多少只熊?





# 课文原文

## Count and say


How many...?





# 课文朗读

点击“Let's learn”，  
跟我一起学朗读技巧吧！

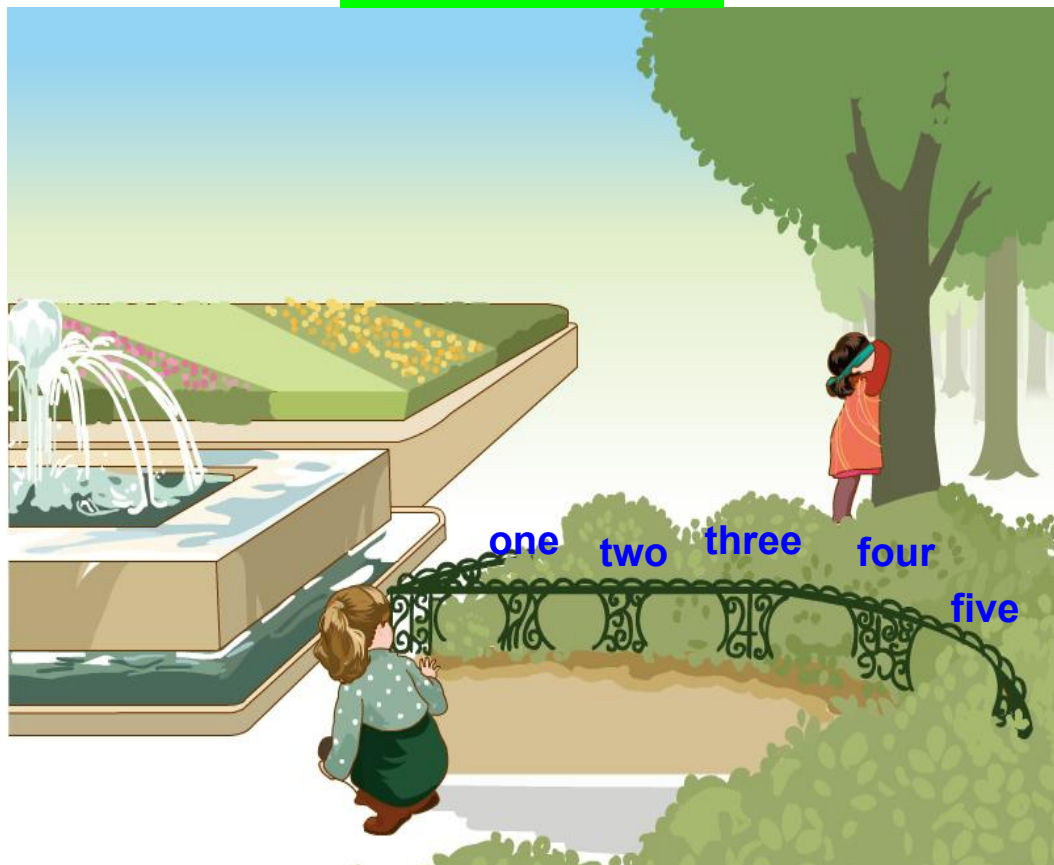




# 课文原文

## Let's learn

一, 二, 三,  
四, 五。





# 重难点探究

重点词汇1

one /wʌn/ (数词) 一


★ 序数词

first 第一

★ 短语

one day 一天

1





# 重难点探究

## 重点词汇2


two /tu:/ (数词) 二

★ 短语 number two 二号; 第二个

★ 序数词 second 第二

★ 同音词 too 也, 太 to 向, 对着……

2







# 重难点探究

### 重点词汇3

three /θri:/ (数词) 三


★ 短语

three apples 三个苹果

★ 序数词

third 第三

3





# 重难点探究

重点词汇4


**four /fɔ:(r)/ (数词) 四**

★ 短语 **four pencils 四支铅笔**

★ 序数词 **fourth 第四**



# 4





# 重难点探究

重点词汇5


five /faɪv/ (数词) 五

★ 短语

five fingers 五根手指

★ 序数词

fifth 第五



# 5



## Groups work

请同学们相互出五以内的加减法题。





# 课文原文

## Let's chant

**Jump! Jump! Jump! One, two, three!  
Jump! Jump! Jump! Three, two, one!  
Four and five! Four and five!  
Jump up high! Jump up high!  
Five! Four! Three, two, one!  
Jump! Jump! It's so fun!**





跳!跳!跳!一,二,三!跳!跳!跳!三,二,一!  
四和五!四和五!跳高点!跳高点!  
五!四!三,二,一!跳!跳!太有趣了!





# 课文朗读

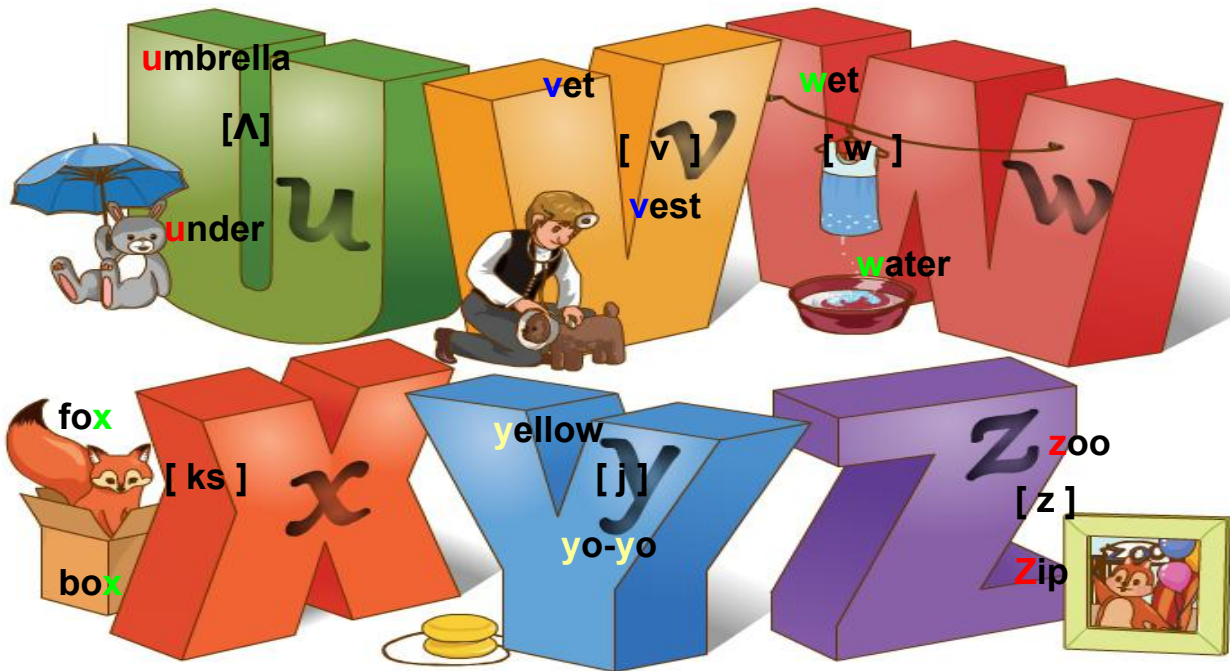
点击“Letters and sounds”，  
跟我一起学语音吧！





# Letters and sounds

Listen, repeat and chant.





Listen and circle.



f

v



w

y



x

v



z

c



w

m








# 课文原文

Write and say.

Handwriting practice area with four horizontal lines for writing.



Tracing guide for uppercase and lowercase letters U, V, W, X, Y, Z with stroke order numbers:

U u V v W w X x Y y Z z

Aa Bb Cc Dd Ee Ff Gg Hh Ii Jj Kk Ll Mm Nn Oo Pp Qq Rr Ss Tt Uu Vv Ww Xx Yy Zz





# 重难点探究

### 了解词汇



**jump** (动词) 跳



**fun** (名词) 娱乐; 乐趣



**umbrella** (名词) 雨伞



**under** (介词) 在……下面



**vet** (名词) 兽医





# 重难点探究

### 了解词汇




vest (名词) 背心



wet (形容词) 湿的



fox (名词) 狐狸





# 巩固练习

## 一、单项选择。

( B ) 1. Jump \_\_\_\_\_ high.

A. down                      B. up

C. on

( C ) 2. How many \_\_\_\_\_?

A. eraser                      B. eraseres

C. erasers

( C ) 3. \_\_\_\_\_ one, please.

A. What                      B. How

C. This

( A ) 4. This is an \_\_\_\_\_.

A. umbrella                      B. pear

C. body

( A ) 5. It's so \_\_\_\_\_.

A. funny                      B. funy

C. fun





# 巩固练习

## 二、情景交际。

( A )1.妈妈问你  
有几支铅笔，你可以回答：

A.Fine.

B.Five.

( B )2.在商店里，你  
看上了一件毛衣，你可以这样对服务员说：

A.Here you are.

B.This one, please.

( B )3.你想知道有多少  
只小鸟，你会问：

A.How are the birds?

B.How many birds?

( B )4.妈妈让你拿三个  
盘子给她，你会说：

A.No.

B.OK.Here you are.

( A )5.你发现学习英语  
很有趣，你会说：

A.It's so fun.

B.It's English.





## 回顾小结

本课我们学习了以下知识，请同学们一定加强巩固，以便能和同学们进行灵活交流哦！

**重点词汇：** one 一 two 二 three 三 four 四 five 五

**重点句型：** How many plates?  
(你要)几个盘子？





# 课后作业

七彩课堂

Homework

制作数字卡片并标出英文数字。



# Thank You

