





# Part A ( II ) Let's learn & Let's play



一 开心写单词。根据图片与所给字母写出英文单词或短语。

1.




---

---

---

---

2.



---

---

---

---

3.



---


---

---

---

( i b e k )

4.



---


---

---

---

( o p t h o )

5.




---

---


---

---




二 判断下列图片与描述是(√)否(×)相符。

(      ) 1.




There is a photo in my  
room.

( ) 2.



There is a bed and a  
plant in my room.

( ) 3.



There is a computer and a  
water bottle on the desk.

三 从方框中为下列情境选出最佳表达。

A. This is my room.

B. There is a photo and a plant in my room.

C. Mary's room is really nice.

- (     ) 1. 你想告诉别人你的房间里有一张照片和一株植树,应说: \_\_\_\_\_
- (     ) 2. 你想告诉别人:“这是我的房间。”应说: \_\_\_\_\_

( ) 3. 你告诉别人玛丽的房间真好看，  
应说：\_\_\_\_\_

四 仿照例子，写句子。

例：a clock, on the wall

There is a clock on the wall.

1. a bike, in the room

---

---

---

---

2. a plant, on the desk

---

---

---

---



五 阅读短文，选择最佳答案。

Hi, I'm Amy. This is my bedroom. Look, this is my big bed. I like it very much. There is a desk near the bed. There are many books on the desk. Where is my schoolbag? Oh, it's on the chair. The chair is near the desk. Look, there is a photo of my family. It's on the wall. I like my room.

(     ) 1. This is \_\_\_\_\_ bedroom.

- A. Amy's     B. Mike's  
C. John's

(     ) 2. Amy's bed is \_\_\_\_\_.

- A. small     B. big     C. bed

(     ) 3. There are many \_\_\_\_\_ on the desk.

- A. pens     B. rulers     C. books

(     ) 4. There is a photo of Amy's \_\_\_\_\_.

- A. dad     B. family     C. mum