


Unit 1 My classroom

人教版(三年级起点) 四年级上册

Part B





课前热身

师生一起复习上节课Let's do 部分内容，
同学们模仿做动作。


Open the door.

Turn on the light.

Close the window.

Put up the picture.

Clean the blackboard.





话题导入

七彩课堂





新词展示

1

teacher's desk 讲台



2

computer /kəm'pjʊ:tə(r)/
(名词) 计算机



3

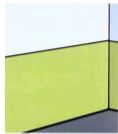
fan /fæn/ (名词) 风扇





新词展示


4 wall /wɔ:l/ (名词) 墙壁



5 floor /flɔ:(r)/ (名词) 地板




6 clean /kli:n/ (动词)
打扫





新词展示

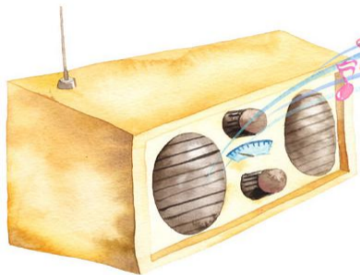
点击“新词展示”，跟我一起学词汇吧！





课文朗读

七彩课堂



小喇叭朗读开始了，点一点音箱，一起学Let's talk吧。





课文原文

Let's talk

Let's clean the classroom!

OK.

Let me clean the teacher's desk.

Let me clean the windows.

Let me help you.

Thank you.





重难点探究

重点词汇

1. OK(感叹词)行;可以;好的

★ 用法


此处用于表示同意或允许某人做某事。

★ 注意

OK任何时候都要大写。

★ 完整形式

okay





重难点探究

重点词汇

2. teacher's desk 讲台

★ 巧记

teacher's + desk = teacher's desk

★ 例句

The teacher's desk is yellow. 讲台是黄色的。





重难点探究

重点词汇


3. help (动词) 帮助

★ 短语

help sb(to)do sth 帮助某人做某事

★ 例句

Let's help you. 我们来帮助你吧。





重点句型

- Let's clean the classroom! 我们打扫教室吧!
- OK. 好的。

★ 详解 Let's 意为“我们……(做某事)吧”,用来提出行动建议, let's 是 let us 的缩写形式,后面接动词原形。

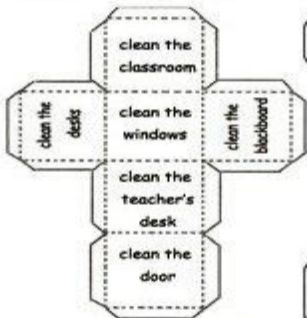
句型结构: Let's+动词原形+其他。

- Let's clean the classroom. 我们打扫教室吧。
- OK. 好的。
- Let's go to the zoo. 我们去动物园吧。
- Good idea. 好主意。





Let's play



Let's clean the classroom!

OK.



Let me clean the teacher's desk.

Let me clean the blackboard.





Group work

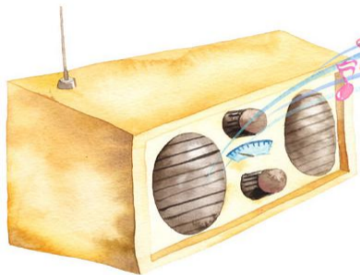
请同学们分组制作骰子并玩这个游戏。





课文朗读

七彩课堂



小喇叭朗读开始了，
点一点音箱，
一起学Let's learn吧。





Let's learn





重难点探究

重点词汇

1. **computer** /kəm'pjʊ:tə(r)/ (名词)
计算机




注意

o发/ə/音。



例句

I have a computer. 我有一台计算机。





重难点探究

重点词汇

2. fan /fæn/ (名词) 风扇

★ 例句


There is a fan in our classroom.
我们教室里有一台风扇。

★ 短语

fan作名词时还可意为“歌迷；影迷；球迷”。

★ 易混词

fun娱乐；乐趣





重难点探究

重点词汇


3. wall /wɔ:l/ (名词) 墙壁

★ 拓展

the Great Wall 长城

★ 例句

I see the wall. 我看到了墙壁。





重难点探究


重点词汇

4. floor /flɔ:(r)/ (名词)地板

★ 短语 sweep the floor 扫地

the third floor 三楼

★ 例句 Let's clean the floor. 我们来扫地。






重点词汇

5. orange(形容词)橘黄色的

★ 例句 My desk is orange. 我的书桌是橘黄色的。

★ 拓展 orange还可作名词,意为“橙子”。

例: I like oranges. 我喜欢橙子。





重点句型

The door is orange.门是橘黄色的。

★ **详解** 句型结构:主语+be动词(is/are)+表示颜色的形容词。

The desk is yellow.书桌是黄色的。

★ **拓展** 表示颜色的形容词都可作名词,意为“……色”,如**black**(黑色), **white**(白色), **yellow**(黄色)等。

I like red.我喜欢红色。

My favourite colour is yellow.我最喜欢的颜色是黄色。





Colour and say





Group work

涂一涂，说一说。






课文原文



Read and write

Read and tick (✓) or cross (×). 



Where is the green book?

It is under the teacher's desk.



Where is the kite?

It is near the window.




Where is the picture?

It is near the kite.



Where is the blue pencil box?

It is on the floor.





课文原文

Look, choose and write.



Where is it?



It is in the desk.



It is under the chair.



It is near the window.

window desk chair floor wall door

Where is the _____?

Now write about your classroom.

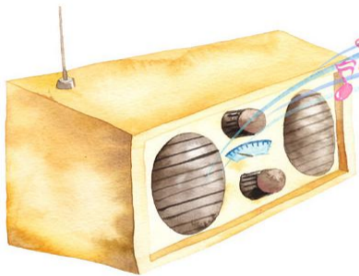
It is in/on/under/near the _____.






课文朗读

七彩课堂



小喇叭朗读开始了，点一点音箱，一起学Let's check吧。








课文原文



Let's check

Listen and tick (√) or cross (×). 





课文原文

Look and circle.


What is in the classroom?

A door, three desks,
two chairs, a computer,
a teacher's desk,
a blackboard and a window.

A

A door, three chairs,
two desks, a blackboard,
a computer, a teacher's desk
and a window.

B






Let's sing

We have a new classroom

What's in your new classroom? Four walls and a floor,
Pictures and windows, and a yellow door!

10





Group work

请同学们talk about your classroom。





巩固练习

一、根据图片选择相应的单词。

1. Look! This is a kite (kite; fan) .

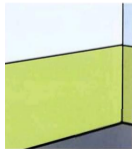


2. It is near the computer (computer; wall) .

3. This is our new classroom (window; classroom)



4. The wall (wall; desk) is green.





巩固练习

二、给下列句子选择相应的答案。

- (B) 1. Let's _____ the classroom.
A. help B. clean C. close
- (C) 2. Let _____ clean the blackboard.
A. I B. my C. me
- (A) 3. — _____ is the green chair?
— It's near the window.
A. Where B. What C. How
- (B) 4. — Where is the desk?
— It is _____ the floor.
A. under B. on C. in





回顾小结

一、本课时学的重点词汇如下：

computer (计算机) **teacher's desk** (讲台)
fan (电扇) **wall** (墙壁) **floor** (地板)

二、本课时学习的重点句子如下：

The door is orange. 门是橘黄色的。





课后作业

Homework

1. 把本课let's talk 读给家长听。
2. 搜集含有a 和a-e 的单词。
3. 把自己的教室用英语描述给朋友或家长听。



Thank You

