

# CONTENTS



2 Unit 1 My classroom

Zhang Peng



Sarah



Miss White



12 Unit 2 My schoolbag

22 Unit 3 My friends

32 Recycle 1

Wu Yifan



Chen Jie



Mike




36 Unit 4 My home

46 Unit 5 Dinner's ready

56 Unit 6 Meet my family!

Mr Jones



John



Amy



66 Recycle 2

70 Words in each unit

72 Vocabulary

Zoom



74 Useful expressions

Zip



# Unit One

# My classroom

Where's my schoolbag?

It's near the computer.

Let's clean the desks and chairs.

Let me clean the windows.

Hey, Zhang Peng. We have a new classroom.

Let me clean the fish bowl.

Excuse me.

Oh, sorry.



# Let's talk



Hey, Zhang Peng.  
We have a new classroom.

Really? What's in  
the classroom?

Let's go and see!

It's so big!

Look! My picture!

Where is it?

It's near the window.




# Let's play

I see a "c".

Where is it?

It's in a desk.

It's a crayon.



# Let's learn



classroom

blackboard

light

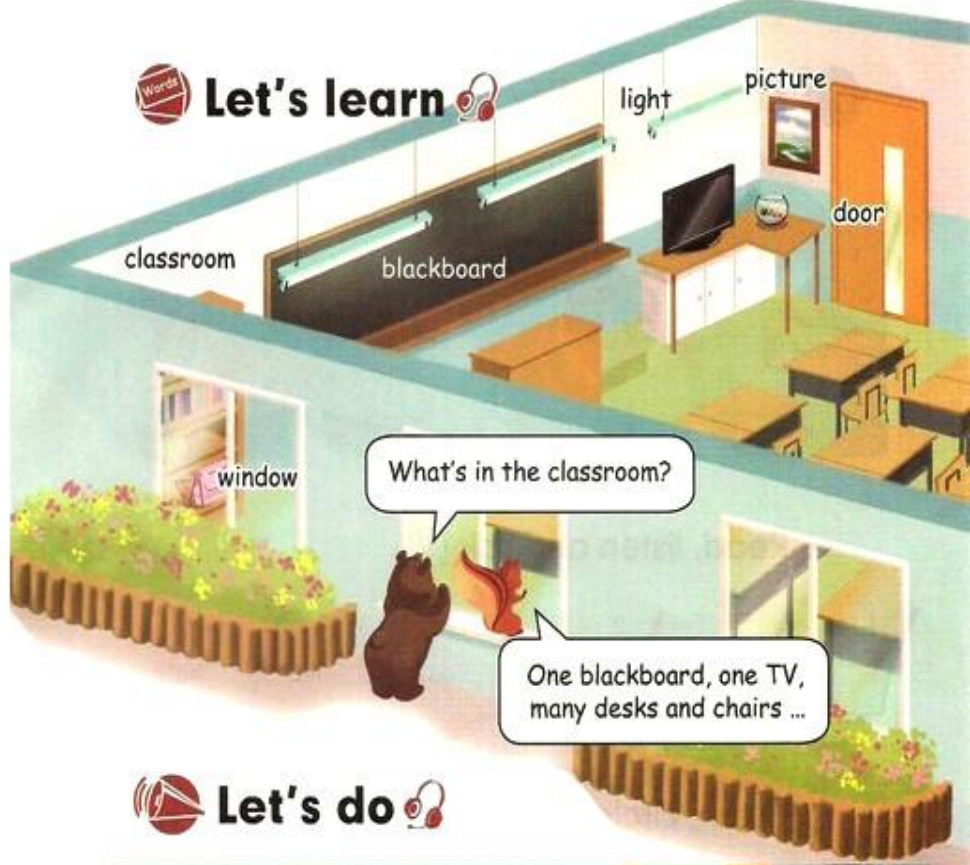
picture

door

window

What's in the classroom?

One blackboard, one TV,  
many desks and chairs ...



# Let's do



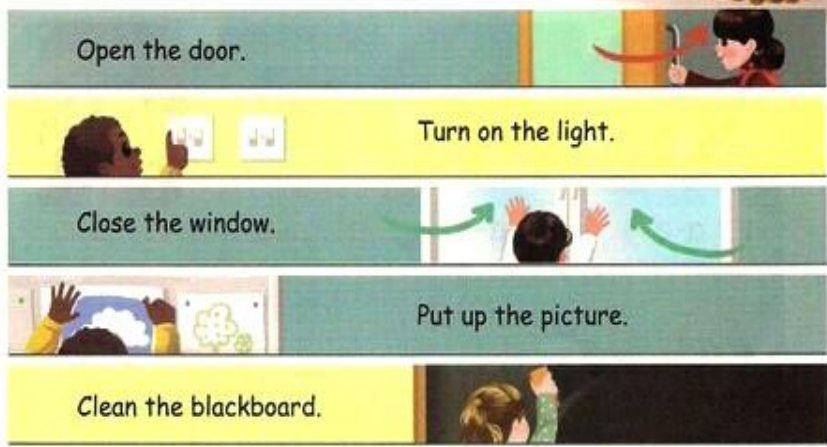
Open the door.

Turn on the light.

Close the window.

Put up the picture.

Clean the blackboard.



# Let's spell

Read, listen and chant.



Read, listen and tick (✓).



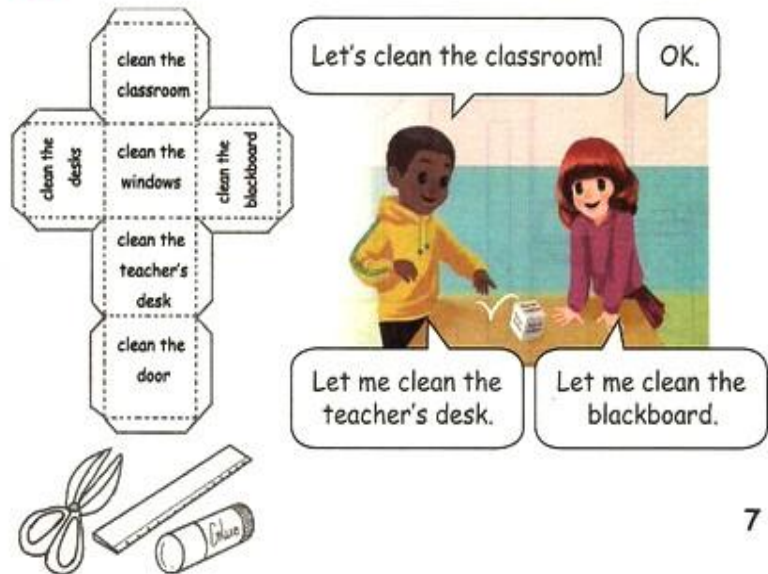
Listen, circle and write.



# Let's talk




# Let's play




Let's learn

绿色圃中小学教育网  
http://www.lspjy.com



Colour and say



Read and write

Read and tick (✓) or cross (×).

- Where is the green book?  
It is under the teacher's desk.
- Where is the kite?  
It is near the window.
- Where is the picture?  
It is near the kite.
- Where is the blue pencil box?  
It is on the floor.

Look, choose and write.



It is in the \_\_\_\_\_

It is under the \_\_\_\_\_

It is near the \_\_\_\_\_


window desk chair floor wall door

Where is the \_\_\_\_\_?

It is in/on/under/near the \_\_\_\_\_

Now write about your classroom.

## Let's check

Listen and tick (✓) or cross (×). 



Look and circle.


What is in the classroom?

**A**  
A door, three desks,  
two chairs, a computer,  
a teacher's desk,  
a blackboard and a window.

**B**  
A door, three chairs,  
two desks, a blackboard,  
a computer, a teacher's desk  
and a window.



## Story time



## Let's sing

We have a new classroom

What's in your new classroom? Four walls and a floor,  
Pictures and windows, and a yellow door!

# Unit Two

John, I have a new schoolbag.

May I see it?

I lost my notebook.

What colour is it?

It's green. I like it very much.

# My schoolbag

For Hope Schools

My schoolbag is heavy.

What's in it?

I have a maths book,  
a Chinese book ...

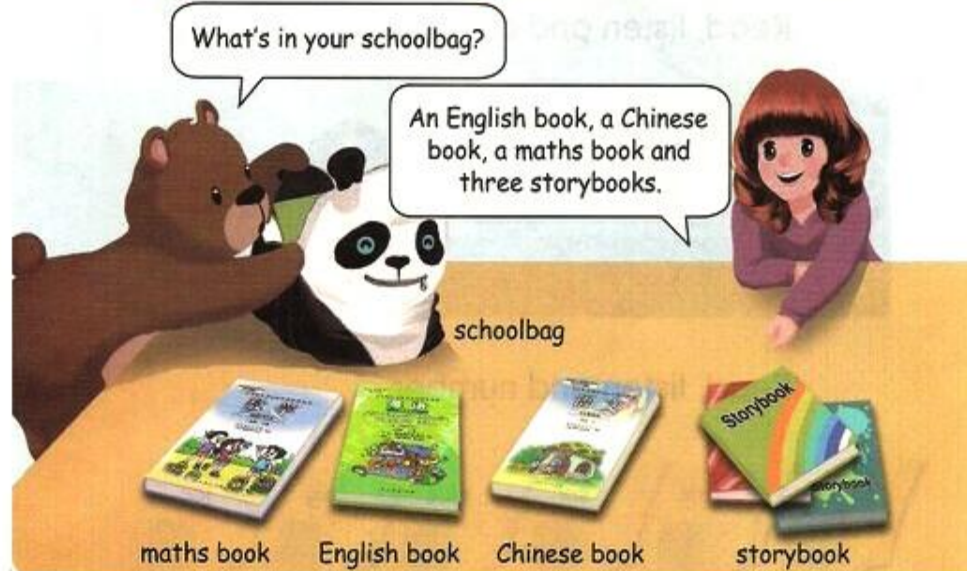
# A Let's talk




## Let's play



## Let's learn



## Let's do



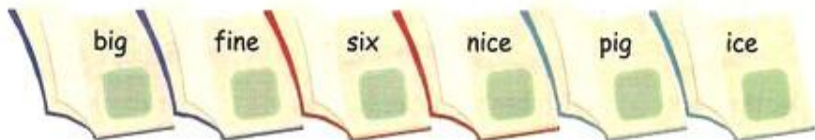


# Let's spell



Read, listen and chant.



Read, listen and number.



Listen, circle and write.

5	6		
i i-e	i i-e	i i-e	i i-e
five			

# Let's talk



Excuse me. I lost my schoolbag.

What colour is it?

It's blue and white.

OK. What's in it?

An English book, two toys and a notebook.

Here it is!

Thank you so much!

# Let's play

I have a new book.

What colour is it?


It's blue.

It's a maths book.

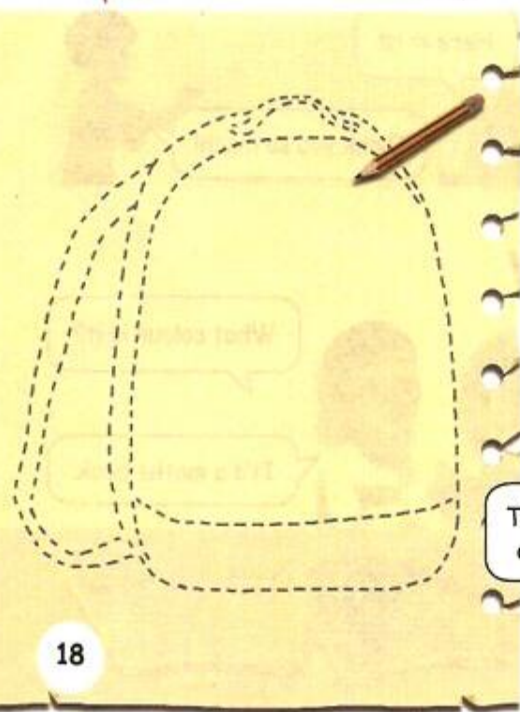


**Words** Let's learn

Mmm. What's in my schoolbag? My keys ...



**Draw and say**



What's in your schoolbag?




Three keys, two toys and an English book.



**Read and write**

Read and circle.

What is in your schoolbag?  
I have two storybooks, three keys, some candies, some toys and a cute panda in my schoolbag.



Look, choose and write.  
What is in it?



I have three \_\_\_\_\_, an \_\_\_\_\_, a \_\_\_\_\_,  
and a \_\_\_\_\_ in my desk.

bag pen pencil keys notebook candy egg

What's in your desk?

I have \_\_\_\_\_ in my desk.

Let's check

Listen and number.



Look and circle.

What is in the schoolbag?

A maths book, an English book, two storybooks, a key, some candies and three pens. **A**

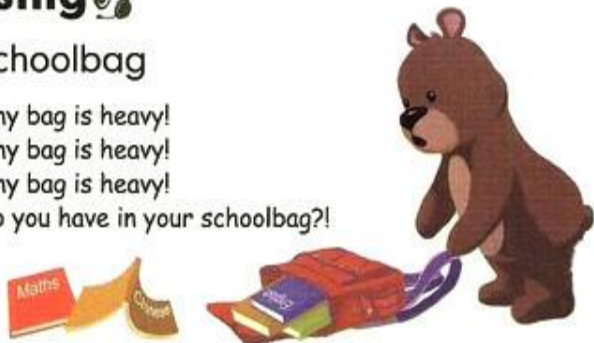
A notebook, a key, an English book, a maths book, some candies, two pens and two storybooks. **B**



Let's sing

My schoolbag

Oh no, my bag is heavy!  
Oh no, my bag is heavy!  
Oh no, my bag is heavy!  
What do you have in your schoolbag?!



# Unit Three

# My friends

She's short and thin. She has two big eyes. She's cute.

What's her name? She's short and she has long hair. She has an orange schoolbag.

Guess! He's strong and he has two big eyes. He's very friendly.

It's Zhang Peng.

It's me, Sarah.

Who's he?

Wu Yifan! He's tall and thin. He has glasses.

# A Let's talk

Mum, I have a new friend.

Really? A Chinese friend?

Yes, he's very friendly.

What's his name?

His name is Zhang Peng.

Look! He's tall and strong.

Yes, he is.

# Let's play



I have a new friend. She's tall and thin.

What's her name?

Her name is Lucy.

Oh, there she is.

# Let's learn

tall and strong

short and thin

friendly

quiet

I have a good friend. He's tall and strong.

Who is he?

His name is ...

# Let's chant

Tim is my friend.  
He's a good, good boy.  
He's tall and thin.  
He's a good, good boy.

Lily is my friend.  
She's a cute, cute girl.  
She's quiet and friendly.  
She's a cute, cute girl.

Now chant about your friends!

## Let's spell

Read, listen and chant.



nose



note



Coke



Mr Jones

Read, listen and tick (✓).

1. not note lot

2. hot hope home

3. box dog nose

4. nose rose lost

Listen, circle and write.



o o-e

dog



o o-e



o o-e



o o-e

## Let's talk

Hi, John. I have a good friend.

A boy or girl?

A boy. He's tall and thin.

Who is he? Zhang Peng?

No. He has glasses and his shoes are blue.

Is he Wu Yifan?

Yes. You're right.

## Let's play

My friends

He is ...  
He has ...  
His shoes are ...  
His bag is ...  
What is his name?

She is ...  
She has ...  
Her shoes are ...  
Her bag is ...  
What is her name?

**Words** Let's learn

brown shoes blue glasses

My friend has blue glasses.

It's Wu Yifan. His glasses are blue!

long hair short hair a green bag

**Say and draw**

I have a friend. He has short hair.

He has a green bag and brown shoes.

**Read and write**



Read and match.

He has short hair. He has a big green bag. What is his name?  
 She has long hair. She has orange shoes. What is her name?  
 She is tall. She is friendly. She has a blue hat. Who is she?  
 He is short and thin. He has glasses. He is near the window. Who is he?



Look, choose and write.

He is \_\_\_\_\_ and \_\_\_\_\_.



He has a red \_\_\_\_\_.



She has \_\_\_\_\_.

- short
- tall
- bag
- thin
- white shoes
- glasses
- long hair
- short hair

Name: \_\_\_\_\_

\_\_\_\_\_ is \_\_\_\_\_ and \_\_\_\_\_.

\_\_\_\_\_ has a \_\_\_\_\_ bag.

Now write about one of your classmates!



## Let's check

Listen and number.



Look and match.



tall and strong  
quiet

friendly

short brown hair  
glasses

blue shoes

long black hair

short and thin


## Let's sing

### Friends

If your friend is tall and quiet, clap your hands.  
If your friend is tall and quiet, clap your hands.  
If your friend is tall and quiet, if your friend is tall and quiet,  
If your friend is tall and quiet, clap your hands.




## Story time






# Recycle 1

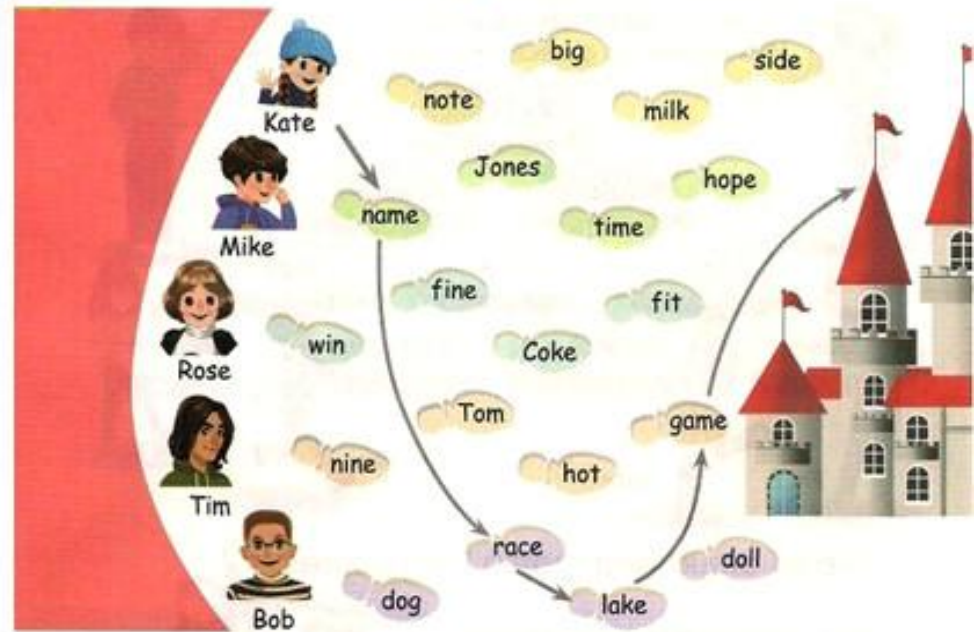
Read aloud. 




Can you act it out?



Connect and say. 



Look, listen and write. 

1. Kate likes to make rice \_\_\_\_\_.



2. Five mice ride a nice \_\_\_\_\_.



3. Mr Jones phones me at \_\_\_\_\_.



## Look and find.

I have a good friend. He's quiet. He's tall. He has glasses. Who is he?

Um ...

My Friend

- quiet
- friendly
- tall
- thin
- small
- glasses
- brown shoes
- a blue bag
- long hair

Fred Kate Ben Ann

## Read aloud and match the pictures.

1. Mike: John, let's clean the classroom now.  
John: OK. Let me clean the board.  
Mike: Let me clean the desks and chairs!



2. John: Mike, who's he? He's very tall and he has brown hair.  
Mike: He's my friend. He's a new student.  
John: What's his name?  
Mike: His name is Ted.



Look at the pictures and finish the dialogues.

## Play a game.

What's in your classroom?

Who's your maths teacher?

How many storybooks do you have?

What's in your pencil box?

What's in your schoolbag?

Do you like maths?

Who's your best friend?

What colour is your schoolbag?

What colour is your English book?

Who's the winner? \_\_\_\_\_

# Unit Four

# My home

Mum, where are my crayons?

Are they in the study?

Where's the cat, Dad?

Is she in the kitchen?

Zip, your living room is nice.

Oh, no!

Zip is in the bathroom.  
I'm her sister.

# A Let's talk

I have a cat. She's cute.

Mmm. Is she in the living room?

Where is she?

No, she isn't.

Is she in the study?

Look! She's in the kitchen.

No, she isn't.

# Let's play

Where's my pen?

Is it in your desk?

No, it isn't.

Is it in your hand?

Yes, it is!

# Let's learn



Where's Amy?  
Is she in the study?

Yes, she is.

# Let's do



Go to the living room.  
Watch TV.



Go to the study.  
Read a book.



Go to the kitchen.  
Have a snack.



Go to the bedroom.  
Have a nap.



Go to the bathroom.  
Take a shower.

# Let's spell

Read, listen and chant.



use



cute

Excuse me ...



excuse

Listen, circle and say.

cutecutususefuntube  
upexcusebusmummule

Listen, circle and write.



u u-e


duck



u u-e



u u-e



u u-e

# Let's talk



Open the door, please.

OK.



Where are the keys?

Are they on the table?

No, they aren't.



Are they near the phone?

No, they aren't.



Look! They're in the door.

# Ask, answer and write

Where are the pens?



k b p g

No, they aren't.

Are they under the table?

Yes, they are.

Are they on the table?




p



41

**Let's learn**



**Let's play**



**Read and write**

Read and match.

This is my living room. My books are on the sofa, and my pens are on the fridge. My bag is under the table, and my glasses are near the phone. Where are my keys? Can you find them?



Look, choose and write.



The sofa is in the \_\_\_\_\_.



The chairs are in the \_\_\_\_\_.

- living room      bedroom      kitchen  
bathroom      study

Now write about your room.



- phone      sofa      table  
chairs      fridge      bed

The \_\_\_\_\_ is in the \_\_\_\_\_.

The \_\_\_\_\_ are in the \_\_\_\_\_.

## Let's check

Listen and tick (✓) or cross (×).



Look and tick (✓).

FOR RENT  
2 bedrooms (beds)  
1 living room (sofa, table and TV)  
1 kitchen (fridge)  
2 bathrooms

FOR RENT  
1 bedroom (bed)  
1 living room (sofa and TV)  
1 kitchen (fridge)  
1 bathroom



## Let's sing

### My home

Where, oh, where has the TV gone?  
Where, oh, where can it be?  
Where, oh, where has the TV gone?  
It's in the bedroom with me.



小学生自学网  
www.xxszxw.net

## Story time



# Unit Five

# Dinner's ready



Five yuan, please.

What would you like?

I'd like some beef.

Would you like a knife and fork?

Cheers!

I'd like some vegetables.

No, thanks. I can use chopsticks.

Help yourself.



# A Let's talk

Mum, I'm hungry.  
What's for dinner?

What would you like?

I'd like some  
soup and bread,  
please.

What would you  
like for dinner?

Some fish and  
vegetables, please.

Dinner's ready!

Thanks!

## Let's survey

What would you  
like for dinner?

I'd like some rice  
and vegetables.

name	fish	vegetables	rice	bread	juice	soup	others
Mike		✓	✓				

## Let's learn

What would you like?

OK. Five yuan,  
please.

I'd like some  
vegetables, please.



**MENU**

beef ¥20	chicken ¥15	rice ¥1	fish ¥10
noodles ¥8	soup ¥2	juice ¥5	milk ¥2
vegetables ¥5		bread ¥1	

## Let's play

What would you like?

I'd like some  
vegetables, please.

OK. Here you are.



## Let's spell

Read, listen and chant.



me



he



she



we

Read, listen and tick (√).

bed be

red we

pencil me

get she

he let

Listen, circle and write.



-e i-e

rice



-e u-e



-e -e-



-e o-e

## Let's talk

Dinner's ready!  
Help yourself.

Would you like a  
knife and fork?

No, thanks. I can  
use chopsticks.

Thanks.

Would you like  
some soup?

Yes, please!

## Let's play



¥1



¥3



¥2

Today's specials



¥5



¥10




¥8

Here are today's specials.  
Would you like some beef?

Yes, please.

## Let's learn



## Let's do

### Make a salad



Pass me the bowl.



Pass me the knife.



Cut the vegetables.



Use the spoon.




Use the fork.



Now let's try it!

## Read and write

Read and tick (✓). 



Tick the pictures you read about in the talk.



Look, choose and write.

In my soup,

I'd like some \_\_\_\_\_ and some \_\_\_\_\_.


rice vegetables fish beef noodles juice

What would you like for dinner?

I'd like some \_\_\_\_\_.



## Let's check

Listen and tick (✓). 



Look and match.

1. beef		6. a bowl
2. vegetables		7. a knife
3. soup		8. a fork
4. chicken		9. a spoon
5. noodles		10. chopsticks

## Let's sing

What would you like?

What would you like? What would you like?  
 I'd like some fish. I'd like some fish.  
 I'd like some beef. I'd like some beef.  
 Put it on my dish. Put it on my dish.

## Story time

1 Hello! What would you like?  
I'd like some rice and fish, please.

2 Your rice and fish.  
Now I'd like some noodles and beef, please.

3 Your noodles and beef.  
Thank you.



4 Anything else?  
Some soup and vegetables, please.

5 Your soup and vegetables. Here's your bill.

6 You ...!!

# Unit Six

# Meet my family!



How many people are there in your family?

Nine.

Is that your uncle?

Yes, it is. He's a football player.

What's your aunt's job?

She's a nurse.

That's Sarah's father. He's a doctor.

# A Let's talk

How many people are there in your family, Chen Jie?

Three. My parents and me.

My family has six people.

Six?


Yes. My dad, my mum, my sister, my baby brother and me.

But that's only five.

And my little puppy!

# Words Let's learn


Hi. Meet my family!



# 123 Let's count



# Let's play



# Let's spell

Read, listen and circle.

1 me/he  
men/fan  
rice/face

2 had/hid  
make/Mike  
hot/nose

3 use/us  
case/cat  
man/mum

## Listen and chant.

We like the cat! It's cute. It's cute.  
He's got a cake and a cup of milk.  
A rose on the cake! It's red. It's red.  
Cut the cake. Give me the cake.  
He likes cake. We like it, too!



Chant again. Group and write.


face rice nose use me bag mum six leg dog  
we




# Let's talk



## Draw and say



**Words** Let's learn 



doctor      cook      TAXI driver


**THEY ARE HELPFUL!**

farmer      nurse

What's your father's job?


My father is a doctor.


 Let's play



What's his job?

He's a driver!

 **Read and write**

Read and tick (✓) or cross (×). 

This is my family. My mother is a teacher. She is very friendly. My father is a basketball player. He is tall and strong. My uncle is a cook. My aunt is a nurse. I am a student. I have no job.



Is this John's mother?



Is this John's aunt?



Is this his father?



Is this his uncle?



Look and write.

What is his/her job?



He is a driver.

doctor



is a \_\_\_\_\_



She is a nurse.

farmer



is a \_\_\_\_\_


Now write about your family.

This is \_\_\_\_\_

is a \_\_\_\_\_



## Let's check







Listen and tick (✓). 



### Look and match.



In my family there are six people.

	My mother is a nurse.	
	My father is a driver.	
	My uncle is a doctor.	
	My aunt is a cook.	
	My cousin is a student.	
	I am a student, too.	

## Let's sing

### My family

What's his job? He's a driver.  
 What's his job? He's a driver.  
 What's his job? He's a driver.  
 He is not a cook.



## Story time

1 Hi. Welcome to my home.

2 Look at these photos.

3 These are photos of my family.

4 What's your father's job? He's a cook. Great.

5 This is my uncle. He's a taxi driver. He's strong.


6 Look! A baseball player! Who's that? Haha! It's me!

7 This is my grandpa. Is he a teacher? Yes!

# Recycle 2


Read aloud. 


This is our living room.




Can you act it out?



Listen and number the rooms. 



Look, listen and write. 

Girl: Can I \_\_\_\_\_ your sleigh, Santa? My bus is \_\_\_\_\_ and my \_\_\_\_\_ is at home.

Santa: Yes, little girl. Give them some cake and they can take you \_\_\_\_\_.

Girl: Thank you so much. What do you want, Santa?

Santa: Just give \_\_\_\_\_ a smile. It's free to be \_\_\_\_\_.



Look, ask and answer.



dad



baby brother



cousin



grandma



mum



aunt



grandpa




uncle

Use these questions:

How many people are there in the family?

Where's John? Is this John's ...? What's his/her job?

Let's sing. 

We wish you a merry Christmas

We wish you a merry Christmas,

We wish you a merry Christmas,

We wish you a merry Christmas and a happy New Year.

Good tidings to you, wherever you are,

We wish you a merry Christmas and a happy New Year.



Play a game.



What's in your bedroom?

What's your mother's job?

What would you like for dinner?

What's in your desk?

Where's your pencil box?

What's your father's job?

How many people are there in your family?

Where are your crayons?

Would you like some vegetables for dinner?

Who's the winner? \_\_\_\_\_



## Words in each unit

### 单元词汇表

(注: 黑体词要求学生能够听、说、认读; 白体词只作听、说要求。)

#### Unit 1

<b>classroom</b> /'kla:sru:m/ 教室	p.5
<b>window</b> /'windəu/ 窗户	p.5
<b>blackboard</b> /'blækbo:d/ 黑板	p.5
<b>light</b> /laɪt/ 电灯	p.5
<b>picture</b> /'pɪktʃə(r)/ 图画	p.5
<b>door</b> /dɔ:(r)/ 门	p.5
<b>teacher's desk</b> 讲台	p.8
<b>computer</b> /kəm'pjutə(r)/ 计算机	p.8
<b>fan</b> /fæn/ 风扇	p.8
<b>wall</b> /wɔ:l/ 墙壁	p.8
<b>floor</b> /flɔ:(r)/ 地板	p.8
<b>really</b> /'ri:əli/ (表示兴趣或惊讶) 真的	p.4
<b>near</b> /niə(r)/ 距离近	p.4
<b>TV</b> /,ti:'vi:/ 电视	p.5
<b>clean</b> /kli:n/ 打扫	p.7
<b>help</b> /help/ 帮助	p.7

#### Unit 2

<b>schoolbag</b> /'sku:l bæg/ 书包	p.15
<b>maths</b> /mæθs/ <b>book</b> 数学书	p.15
<b>English</b> /'ɪŋɡlɪʃ/ <b>book</b> 英语书	p.15
<b>Chinese</b> /,tʃaɪ'ni:z/ <b>book</b> 语文书	p.15
<b>storybook</b> /'sto:ri buk/ 故事书	p.15

<b>candy</b> /'kændi/ 糖果	p.18
<b>notebook</b> /'nəutbuk/ 笔记本	p.18
<b>toy</b> /tɔɪ/ 玩具	p.18
<b>key</b> /ki:/ 钥匙	p.18
<b>wow</b> /wau/ 哇; 呀	p.14
<b>lost</b> /lɒst/ 丢失 (lose的过去式形式)	p.17
<b>so much</b> /mʌtʃ/ 非常地	p.17
<b>cute</b> /kju:t/ 可爱的	p.19

#### Unit 3

<b>strong</b> /strɒŋ/ 强壮的	p.25
<b>friendly</b> /'frendli/ 友好的	p.25
<b>quiet</b> /'kwaɪət/ 安静的	p.25
<b>hair</b> /heə(r)/ 头发	p.28
<b>shoe</b> /ʃu:/ 鞋	p.28
<b>glasses</b> /'glɑ:sɪz/ 眼镜	p.28
<b>his</b> /hɪz/ 他的	p.24
<b>or</b> /ɔ:(r)/ 或者	p.27
<b>right</b> /raɪt/ 正确的; 对的	p.27
<b>hat</b> /hæt/ (常指带檐的) 帽子	p.29
<b>her</b> /hə(r); hæ(r)/ 她的	p.29

#### Unit 4

<b>bedroom</b> /'bedru:m/ 卧室	p.39
------------------------------	------

<b>living</b> /'lɪvɪŋ/ <b>room</b> 客厅; 起居室	p.39	<b>Unit 6</b>	
<b>study</b> /'stʌdi/ 书房	p.39	<b>parents</b> /'peərənts/ 父母	p.59
<b>kitchen</b> /'kɪtʃɪn/ 厨房	p.39	<b>cousin</b> /'kaʊzn/ 同辈表亲 (或堂亲)	p.59
<b>bathroom</b> /'bɑ:θru:m/ 浴室; 洗手间	p.39	<b>uncle</b> /'ʌŋkl/ 舅父; 叔父; 伯父; 姑父; 姨夫	p.59
<b>bed</b> /bed/ 床	p.42	<b>aunt</b> /a:nt/ 姑母; 姨母	p.59
<b>phone</b> /fəʊn/ 电话	p.42	<b>baby</b> /'beɪbi/ <b>brother</b> 婴儿小弟弟	p.59
<b>table</b> /'teɪbl/ 桌子	p.42	<b>doctor</b> /'dɒktə(r)/ 医生	p.62
<b>sofa</b> /'səʊfə/ 长沙发	p.42	<b>cook</b> /kʊk/ 厨师	p.62
<b>fridge</b> /frɪdʒ/ 冰箱	p.42	<b>driver</b> /'draɪvə(r)/ 司机	p.62
<b>find</b> /faɪnd/ 找到	p.43	<b>farmer</b> /'fɑ:mə(r)/ 农民	p.62
<b>them</b> /ðəm/ 他(她、它)们	p.43	<b>nurse</b> /nɜ:s/ 护士	p.62

#### Unit 5

<b>beef</b> /bi:f/ 牛肉	p.49	<b>people</b> /'pi:pl/ 人们	p.58
<b>chicken</b> /'tʃɪkɪn/ 鸡肉	p.49	<b>but</b> /bʌt/ 但是	p.58
<b>noodles</b> /'nu:dlz/ 面条	p.49	<b>little</b> /'lɪtl/ 小的	p.58
<b>soup</b> /su:p/ 汤	p.49	<b>puppy</b> /'pʌpi/ 小狗	p.58
<b>vegetable</b> /'vedʒtəbl/ 蔬菜	p.49	<b>football player</b> /'fʊtbɔ:l 'pleɪə(r)/ 足球运动员	p.61
<b>chopsticks</b> /'tʃɒpstɪks/ 筷子	p.52	<b>job</b> /dʒɒb/ 工作	p.62
<b>bowl</b> /bəʊl/ 碗	p.52	<b>basketball</b> /'bɑ:skɪtbɔ:l/ 篮球	p.63
<b>fork</b> /fɔ:k/ 餐叉	p.52		
<b>knife</b> /naɪf/ 刀	p.52		
<b>spoon</b> /spu:n/ 勺	p.52		
<b>dinner</b> /'dɪnə(r)/ (中午或晚上吃的) 正餐	p.48		
<b>ready</b> /'redi/ 准备好	p.48		
<b>help yourself</b> /jɔ:'self/ 为(自己)取用	p.51		
<b>pass</b> /pɑ:s/ 给; 递	p.52		
<b>try</b> /traɪ/ 试; 尝试	p.53		





# Vocabulary

## 词汇表

(注: 黑体词要求学生能够听、说、认读; 白体词只作听、说要求。)

<b>A</b>		<b>doctor</b> /'dɒktə(r)/ 医生	p.62
<b> aunt</b> /a:nt/ 姑母; 姨母	p.59	<b>door</b> /dɔ:(r)/ 门	p.5
<b>B</b>		<b>driver</b> /'draɪvə(r)/ 司机	p.62
<b>baby</b> /'beɪbi/ <b>brother</b> 婴儿小弟弟	p.59	<b>E</b>	
<b>basketball</b> /'bɑ:skɪtbɔ:l/ 篮球	p.63	<b>English</b> /'ɪŋɡlɪʃ/ <b>book</b> 英语书	p.15
<b>bathroom</b> /'bɑ:θru:m/		<b>F</b>	
浴室; 洗手间	p.39	<b>fan</b> /fæn/ 风扇	p.8
<b>bed</b> /bed/ 床	p.42	<b>farmer</b> /'fɑ:mə(r)/ 农民	p.62
<b>bedroom</b> /'bedru:m/ 卧室	p.39	<b>find</b> /faɪnd/ 找到	p.43
<b>beef</b> /bi:f/ 牛肉	p.49	<b>floor</b> /flɔ:(r)/ 地板	p.8
<b>blackboard</b> /'blækbɔ:d/ 黑板	p.5	<b>football player</b> /'fʊtbɔ:l 'pleɪə(r)/	
<b>bowl</b> /bəʊl/ 碗	p.52	足球运动员	p.61
<b>but</b> /bʌt/ 但是	p.58	<b>fork</b> /fɔ:k/ 餐叉	p.52
<b>C</b>		<b>fridge</b> /frɪdʒ/ 冰箱	p.42
<b>candy</b> /'kændi/ 糖果	p.18	<b>friendly</b> /'frendli/ 友好的	p.25
<b>chicken</b> /'tʃɪkɪn/ 鸡肉	p.49	<b>G</b>	
<b>Chinese</b> /tʃaɪ'ni:z/ <b>book</b> 语文书	p.15	<b>glasses</b> /'glɑ:sɪz/ 眼镜	p.28
<b>chopsticks</b> /'tʃɒpstɪks/ 筷子	p.52	<b>H</b>	
<b>classroom</b> /'klɑ:sru:m/ 教室	p.5	<b>hair</b> /heə(r)/ 头发	p.28
<b>clean</b> /kli:n/ 打扫	p.7	<b>hat</b> /hæt/ (常指带檐的) 帽子	p.29
<b>computer</b> /kəm'pjʊ:tə(r)/ 计算机	p.8	<b>help</b> /help/ 帮助	p.7
<b>cook</b> /kʊk/ 厨师	p.62	<b>help yourself</b> /jɔ:'self/	
<b>cousin</b> /'kʌzɪn/ 同辈表亲		为(自己)取用	p.51
(或堂亲)	p.59	<b>her</b> /hə(r); hɜ:(r)/ 她的	p.29
<b>cute</b> /kju:t/ 可爱的	p.19	<b>his</b> /hɪz/ 他的	p.24
<b>D</b>		<b>J</b>	
<b>dinner</b> /'dɪnə(r)/ (中午或晚上吃的)		<b>job</b> /dʒɒb/ 工作	p.62
正餐	p.48		

<b>K</b>		<b>right</b> /raɪt/ 正确的; 对的	p.27
<b>key</b> /ki:/ 钥匙	p.18	<b>S</b>	
<b>kitchen</b> /'kɪtʃɪn/ 厨房	p.39	<b>schoolbag</b> /'sku:l bæɡ/ 书包	p.15
<b>knife</b> /naɪf/ 刀	p.52	<b>shoe</b> /ʃu:/ 鞋	p.28
<b>L</b>		<b>so much</b> /mʌtʃ/ 非常地	p.17
<b>light</b> /laɪt/ 电灯	p.5	<b>sofa</b> /'səʊfə/ 长沙发	p.42
<b>little</b> /'lɪtl/ 小的	p.58	<b>soup</b> /su:p/ 汤	p.49
<b>living</b> /'lɪvɪŋ/ <b>room</b> 客厅; 起居室	p.39	<b>spoon</b> /spu:n/ 勺	p.52
<b>lost</b> /lɒst/ 丢失		<b>storybook</b> /'stɔ:ri bʊk/ 故事书	p.15
(lose 的过去式形式)	p.17	<b>strong</b> /strɒŋ/ 强壮的	p.25
<b>M</b>		<b>study</b> /'stʌdi/ 书房	p.39
<b>maths</b> /mæθs/ <b>book</b> 数学书	p.15	<b>T</b>	
<b>N</b>		<b>table</b> /'teɪbl/ 桌子	p.42
<b>near</b> /nɪə(r)/ 距离近	p.4	<b>teacher's desk</b> 讲台	p.8
<b>noodles</b> /'nu:dlz/ 面条	p.49	<b>them</b> /ðəm/ 他(她、它)们	p.43
<b>notebook</b> /'nəʊtbʊk/ 笔记本	p.18	<b>toy</b> /tɔɪ/ 玩具	p.18
<b>nurse</b> /nɜ:s/ 护士	p.62	<b>try</b> /traɪ/ 试; 尝试	p.53
<b>O</b>		<b>TV</b> /ti:'vi:/ 电视	p.5
<b>or</b> /ɔ:(r)/ 或者	p.27	<b>U</b>	
<b>P</b>		<b>uncle</b> /'ʌŋkl/	
<b>parents</b> /'peərənts/ 父母	p.59	舅父; 叔父; 伯父; 姑父; 姨夫	p.59
<b>pass</b> /pɑ:s/ 给; 递	p.52	<b>V</b>	
<b>people</b> /'pi:pl/ 人们	p.58	<b>vegetable</b> /'vedʒtəbl/ 蔬菜	p.49
<b>phone</b> /fəʊn/ 电话	p.42	<b>W</b>	
<b>picture</b> /'pɪktʃə(r)/ 图画	p.5	<b>wall</b> /wɔ:l/ 墙壁	p.8
<b>puppy</b> /'pʌpi/ 小狗	p.58	<b>window</b> /'wɪndəʊ/ 窗户	p.5
<b>Q</b>		<b>wow</b> /wəʊ/ 哇; 呀	p.14
<b>quiet</b> /'kwaɪət/ 安静的	p.25		
<b>R</b>			
<b>ready</b> /'redi/ 准备好	p.48		
<b>really</b> /'ri:li/ (表示兴趣或惊讶)			
真的	p.4		





## Useful expressions 常用表达法

### Unit 1

- We have a new classroom.**  
我们有间新教室。 p.4
- Let's go and see!**  
我们去看看吧! p.4
- Where is it?**  
它在哪儿? p.4
- It's near the window.**  
就在窗户旁边。 p.4
- Let's clean the classroom!**  
我们打扫教室吧! p.7
- Let me clean the windows.**  
我来擦窗户。 p.7

### Unit 2

- What's in your schoolbag?**  
你书包里有什么? p.14
- An English book, a maths book,  
three storybooks and ...**  
一本英语书, 一本数学书, 三本故事书  
和…… p.14
- What colour is it?**  
什么颜色的? p.17
- It's blue and white.**  
是蓝白色的。 p.17

### Unit 3

- What's his name?**  
他叫什么名字? p.24
- His name is Zhang Peng.**  
他叫张鹏。 p.24
- He's tall and strong.**  
他又高又壮。 p.24
- Who's he?**  
他是谁? p.27
- He has glasses and his shoes  
are blue.**  
他戴眼镜, 穿蓝色鞋子。 p.27

### Unit 4

- Is she in the living room?**  
她在客厅里吗? p.38
- No, she isn't.**  
不, 她不在。 p.38
- Where are the keys?**  
钥匙在哪儿? p.41
- Are they on the table?**  
它们在桌子上吗? p.41
- No, they aren't. They're in  
the door.**  
不, 不在。它们在门上。 p.41

### Unit 5

- What's for dinner?**  
晚餐吃什么? p.48
- What would you like?**  
你想吃什么? p.48
- I'd like some soup and bread,  
please. (I'd like = I would like)**  
我想要汤和面包。 p.48
- Help yourself.**  
随便吃吧。 p.51
- Would you like a knife and fork?**  
你想要刀叉吗? p.51
- No, thanks.**  
不了, 谢谢。 p.51
- I can use chopsticks.**  
我会用筷子。 p.51

### Unit 6

- How many people are there in  
your family, Chen Jie?**  
你家有几口人, 陈杰? p.58
- Three.**  
三口人。 p.58
- My family has six people.**  
我家有六口人。 p.58
- Is this your uncle?**  
这是你叔叔吗? p.61
- Yes, it is. He's a football player.**  
是的, 他是位足球运动员。 p.61
- What's your aunt's job?**  
你婶婶做什么工作? p.61
- She's a nurse.**  
她是位护士。 p.61

