

Unit 4 My home

人教版(三年級起點) 四年級上冊

Part A





课前热身

说出各个房间的名称。





话题导入





新词展示

1

bedroom /'bedru:m/
(名词) 卧室



2

living /'liviŋ/ **room**
客厅; 起居室



3

study /'stʌdi/ (名词)
书房





新词展示

4 kitchen /'kɪtʃɪn/
(名词) 厨房




5 bathroom /'bɑ:θru:m/
(名词) 浴室; 洗手间





新词展示

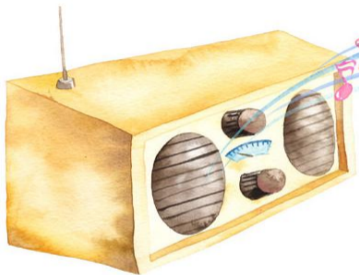
点击“新词展示”，跟我一起学词汇吧！





课文朗读

七彩课堂



小喇叭朗读开始了，
点一点音箱，
一起学Let's talk吧。





Let's talk



I have a cat. She's cute.




Where is she?

Mmm. Is she in the living room?



No, she isn't.

Is she in the study?



No, she isn't.

Look! She's in the kitchen.





重难点探究

重点词汇


1. living /'lɪvɪŋ/ room 客厅;
起居室

★ 巧记

living + room = living room

★ 例句

My mother is in the living
room. 我妈妈在客厅里。





重点词汇

2. study /'stʌdi/ (名词) 书房

★ 例句 Is she in the study? 她在书房吗?



★ 拓展 study也可作动词,意为“学习”。

★ 例句 He is studying maths. 他正在学数学。





重难点探究

重点词汇


3. kitchen /'kɪtʃɪn/ (名词) 厨房

★ 复数

kitchens

★ 例句

My father is in the kitchen. 我爸爸在厨房。





Group work

分角色朗读Let's talk。





重点句型

1. Where is she?她在哪儿?

- ★ 详解 句型结构: Where + be动词(is/are)+主语?
回答:主语+be动词(is/are)+介词短语.
- Where is Tom?汤姆在哪儿?
 - He is in the living room.他在客厅里。
 - Where is she?她在哪儿?
 - She is in the kitchen.她在厨房里。





重难点探究

重点句型

2. — Is she in the living room?她在客厅里吗?
— No, she isn't.不,她不在。

★ 详解 句型结构: Be动词(Is/Are)+主语+介词短语?

回答: Yes,主语+be动词(is/are)./No,主语+be动词(is/are)+not.

— Is he in the bedroom?他在卧室里吗?

— No, he isn't.不,他不在。

— Is she in the kitchen?她在厨房里吗?

— Yes, she is.是的,她在。





Let's play

Where's my pen?



Is it in your desk?



No, it isn't.

Is it in your hand?



Yes, it is!





重难点探究

重点句型

— Is it in your desk? 在你的书桌里吗?

— No, it isn't. 不,不在。

★ 详解 句型结构: Be动词(Is/Are)+主语+介词短语?

回答: Yes, 主语+be动词(is/are)./No, 主语+be动词(is/are)+not.

— Is it in your desk? 在你的书桌里吗?

— Yes, it is. 是的,它在。

— Is it in your book? 在你的书里吗?

— No, it isn't. 不,不在。





Group work

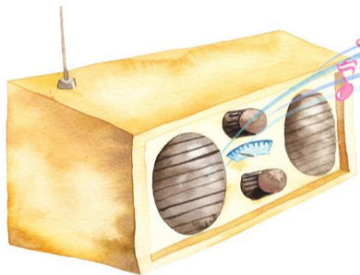
两人一组，表演Let's play。






课文朗读

七彩课堂



小喇叭朗读开始了，点一点音箱，一起学Let's learn吧。






课文原文



Let's learn





重难点探究

重点词汇

1. hand (名词) 手


★ 复数

hands



★ 例句

There is a ruler in her hand.
她手里有一把尺子。





重难点探究

重点词汇


2. bedroom /'bedru:m/ (名词) 卧室

★ 巧记

bed + room = bedroom

★ 例句

I'm in my bedroom. 我在我的卧室里。





重难点探究

七彩课堂

重点词汇


3. bathroom /'bɑ:θ ru:m/ (名词)浴室;
洗手间

★ 巧记

bath + room =bathroom

★ 例句

He's in the bathroom.他在洗手间里。





课文原文



Let's do



Go to the living room.
Watch TV.



Go to the study.
Read a book.



Go to the kitchen.
Have a snack.



Go to the bedroom.
Have a nap.



Go to the bathroom.
Take a shower.





重难点探究

重点句型

Go to the living room. Watch TV. 去客厅。看电视。

Go to the study. Read a book. 去书房。看书。

Go to the bedroom. Have a nap. 去卧室。睡觉。

★ 详解 此句型以动词原形开头,是祈使句的一种,常用来提出行动建议。





Group work

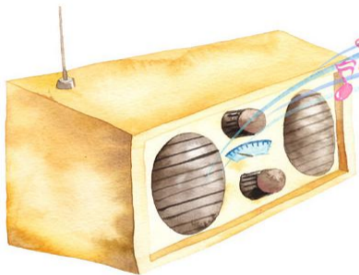
听一听，做一做。






课文朗读

七彩课堂



小喇叭朗读开始了，点一点音箱，一起学Let's spell吧。





Let's spell

Read, listen and chant.



use



cute

Excuse me ...



excuse





课文原文

Listen, circle and say.

cut e cut u s u s e f u n t u b e
u p e x c u s e b u s m u m m u l e





课文原文

Listen, circle and write.



u u-e

duck



u u-e

cute



u u-e

up



u u-e

use





Group work

请同学们分角色表演

Let's talk.





巩固练习

一、给下列图片选择相应的单词或短语。

A. bedroom

B. kitchen

C. study

D. bathroom

E. living room



1. E



2. C



3. B



4. D



5. A





巩固练习

二、单词与图片连线。

bedroom

study

kitchen

bathroom





回顾小结

一、本课时学的重点词汇如下：

bedroom (卧室) study (书房) kitchen (厨房)

living room (客厅；起居室) bathroom (浴室；洗手间)

二、本课时学习的重点句子如下：

Where is she? 她在哪儿?

— Is she in the living room? 她在客厅里吗?

— No, she isn't. 不,她不在。

Go to the living room. Watch TV. 去客厅。看电视。

Go to the study. Read a book. 去书房。看书。

Go to the bedroom. Have a sleep. 去卧室。睡觉。






课后作业

Homework

画出自己家的房子并
标出每一个房间的名
称。



Thank You

