



Unit 4 My home

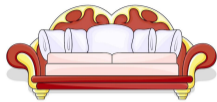
人教版(三年級起點) 四年級上冊

Part B





课前热身



看图写单词，并用该单词说一句话。





话题导入

七彩课堂

请同学们说一说自己的家。





新词展示

1

bed /bed/ (名词) 床



2

phone /fəʊn/ (名词)
电话



3

table /'teɪbl/ (名词) 桌子

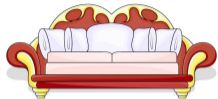




新词展示

4

sofa /'səʊfə/ (名词)
长沙发



5

fridge /frɪdʒ/ (名词) 冰箱



6

find /faɪnd/ (动词) 找到

7

them /ðəm/ (代词) 他(她、它)们






新词展示

七彩课堂

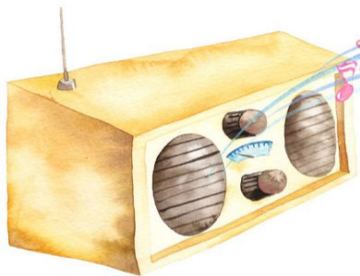
点击“新词展示”，跟我一起学词汇吧！





课文朗读

七彩课堂



小喇叭朗读开始了，
点一点音箱，
一起学Let's talk吧。





Let's talk






重难点探究

重点词汇

1. table /'teɪbl/ (名词) 桌子

★ 复数 tables

★ 例句 This is a table. 这是一张桌子。





重难点探究


重点词汇

2. phone /fəʊn/ (名词) 电话

★ 复数 phones

★ 同义词 telephone

★ 例句 The phone is on the table.
电话在桌子上。





重难点探究

重点句型

1. Where are the keys? 钥匙在哪儿?



详解

句型结构: Where + are + 名词复数 + 其他?

Where are the pens? 钢笔在哪儿?

Where are the storybooks? 故事书在哪儿?





重难点探究

重点句型

2. — Are they on the table? 它们在桌子上吗?
— No, they aren't. 不,不在。

★ 详解 句型结构: Be动词(Is/Are)+主语+介词短语?

肯定回答: Yes, 主语+be动词(am/is/are).

否定回答: No, 主语+be动词(am/is/are)+not.

— Are they on the floor? 它们在地板上吗?

— Yes, they are. 是的,在。

— Are they near the window? 它们在窗户旁边吗?

— No, they aren't. 不,不在。





课文原文



Ask, answer and write

Where are the pens?




No, they aren't.

Are they under the table?

Yes, they are.

Are they on the table?

p





Group work

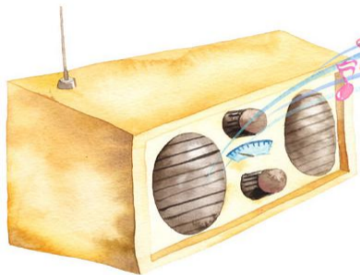
请同学们分组玩这个游戏。





课文朗读

七彩课堂



小喇叭朗读开始了，
点一点音箱，
一起学Let's learn吧。





课文原文



Let's learn





重难点探究

重点词汇

1. bed /bed/ (名词) 床



复数

beds



例句

There is a bed in my bedroom. 我的卧室
有一张床。






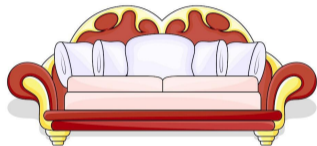
重点词汇

2. sofa /'səʊfə/ (名词) 长沙发

★ 复数 sofas

★ 同义词 coach

★ 例句 I sit on a sofa. 我坐在长沙发上。





重难点探究


重点词汇

3. fridge /frɪdʒ/ (名词) 冰箱

★ 复数 fridges

★ 完整形式 refrigerator

★ 例句 This is a fridge. 这是一台冰箱。





Let's play

Look at that room.



Look at that room.
It has a blue bed.



Look at that room.
It has a blue bed.
The bed is near
the window.





重难点探究

重点句型

Look at that room.看那个房间。

★ 详解

句型结构: **Look at+名词/代词+其他.**

Look at that green bed.看那张绿色的床。

Look at the cats.看这些猫。





Group work

听一听，说一说，玩一玩。







课文原文



Read and write

Read and match. 

This is my living room. My books are on the sofa, and my pens are on the fridge. My bag is under the table, and my glasses are near the phone. Where are my keys? Can you find them?





课文原文

Look choose and write.



The sofa is in the living room.

The chairs are in the bedroom.



living room bedroom kitchen
bathroom study



phone sofa table
chairs fridge bed

The _____ is in the _____.

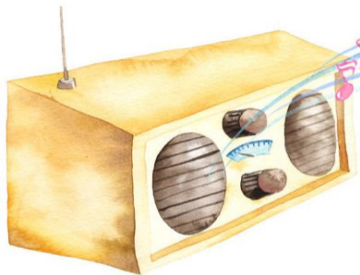
The _____ are in the _____.





课文朗读

七彩课堂



小喇叭朗读开始了，点一点音箱，一起学Let's check吧。

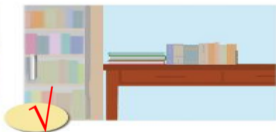




课文原文

Let's check

Listen and tick or cross.






课文原文

Look and tick (√).

FOR RENT
2 bedrooms (beds)
1 living room (sofa,
table and TV)
1 kitchen (fridge)
2 bathrooms

FOR RENT
1 bedroom (bed) ✓
1 living room
(sofa and TV)
1 kitchen (fridge)
1 bathroom





Let's sing



My home

Where, oh, where has the TV gone?
Where, oh, where can it be?
Where, Oh, where has the TV gone?
It's in the bedroom with me.





课堂互动

Test

英汉互译。

冰箱 fridge

sofa 长沙发

床 bed



巩固练习

选择正确的答案。

(A) 1. _____ they on the table?

A. Are

B. Is

(B) 2. Where are the _____?

A. bed

B. beds



回顾小结

一、本课时学的重点词汇如下：

bed (床) sofa (长沙发) phone (电话)

table (桌子) fridge (冰箱)

二、本课时学习的重点句子如下：

1. Where are the keys? 钥匙在哪儿?

2. — Are they on the table? 它们在桌子上吗?

— No, they aren't. 不, 不在。

3. Look at that room. 看那个房间。





课后作业

Homework

请同学们画出自己
家客厅里的物品并
用英语标出来。



Thank You

