

昂立进阶四年级上册英语

Unit 1 My classroom






00:00 / 00:58




单词大练兵





classroom

What's in the classroom?



window





Clean the window



door






Open the door!



picture



Put up the picture.

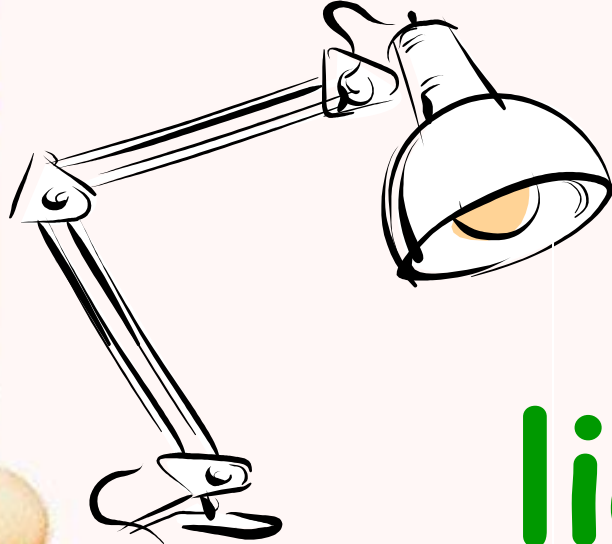


www.light.com 877-214-6100

www.light.com

x

light



light



Turn on the light.

floor







Clean the floor.




Sweep the floor



b o a r d



teacher's desk



computer



fan

This is my ...

Gessing game:(猜一猜)



A



B



C



D



E

“火眼金睛”

window

picture

door

light

board

computer

teacher's desk

fan

让我来做

在西方国家，父母认为叫孩子帮忙做家务是理所当然的，再怎么用功的小孩也得抽出时间，乖乖地帮爸爸妈妈收拾东西、叠衣服或是打扫房间，即使很富裕的家庭也不例外。

同学们，对比一下国外的孩子，你觉得自己做做得怎么样呢？如果你做得不够好的话，没关系，就让我们从现在开始，主动和妈妈说一声：“妈妈，让我来做吧！”

Let's /Let's me ...



Let's do



Open the door.



Turn on the light.



Sweep the floor.



Clean the window.



Put up the picture.



Clean the board.

- ✕ ① **Let's clean the classroom.**
Let's clean the desks and chairs.
Let me clean the window.
Let me clean the board.
- ② **Good idea.**
All right.
- ③ **It's nice.**
It's nice and clean.
Good job!

课文知识大操练



a /one board




two boards



a /one light



three lights



many desks
and chairs

许多
多得数不清就说many

试着说出以下短语

八条光管

eight lights

十扇窗户

ten windows

五幅画

five pictures

很多椅子

many chairs





A board, two lights,
many desks and
chairs...

What's in the classroom?



✕ What's in the classroom?

✕ 教室里有什么？


✕ A board, two lights, many desks and chairs.

✕ 一个写字板，两盏灯，许多课桌和椅子。

句型大操练

Where is the ...?

It's near /on/in the...



字母大练兵



英语字母练习

一、读字母，写出所缺的字母。

__ B C D E _ G H __ J K L M __ O P Q __ S T U

V __ X Y Z

a b __ d __ __ g h i __ __ l m n o p __ __ s t u

__ w x __ z

按字母表顺序排列下面的字母。

J, O, K, P, A, H, Q, E, N, B, W, L.

二、写出相邻的字母。

___ D ___

___ f ___

___ P ___

___ w ___

___ i ___

___ R ___

___ t ___

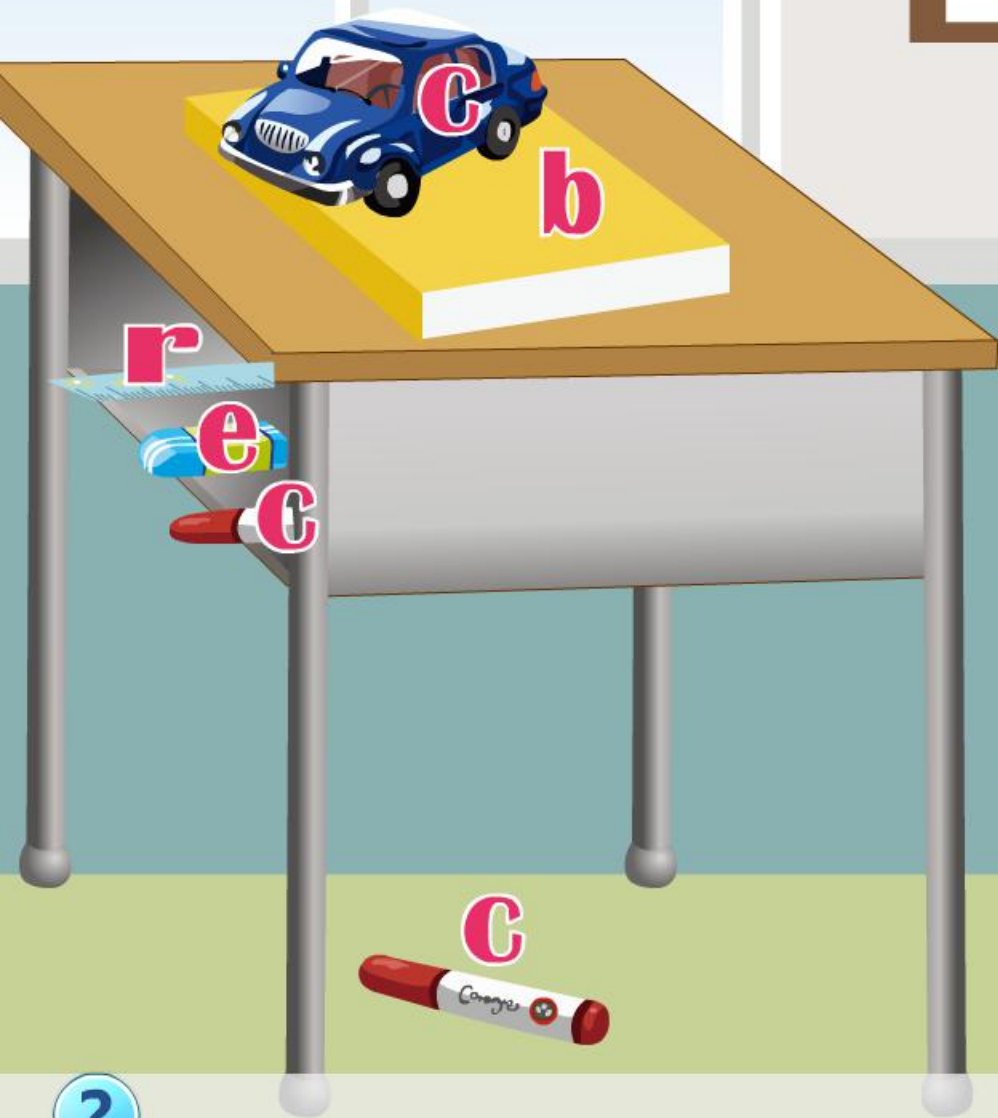
三、写出五个元音字母

知识大巩固



00:00 / 00:36








下一步







下一步





a a-e



a a-e



a a-e



a a-e



下一步

下一页

重置





下一页

重置



A Let's talk

Hey, Zhang Peng.
We have a new classroom.

Really? What's in
the classroom?

Let's go and see!

It's so big!

Look! My picture!

Where is it?

It's near the window.




Let's play

I see a "c".

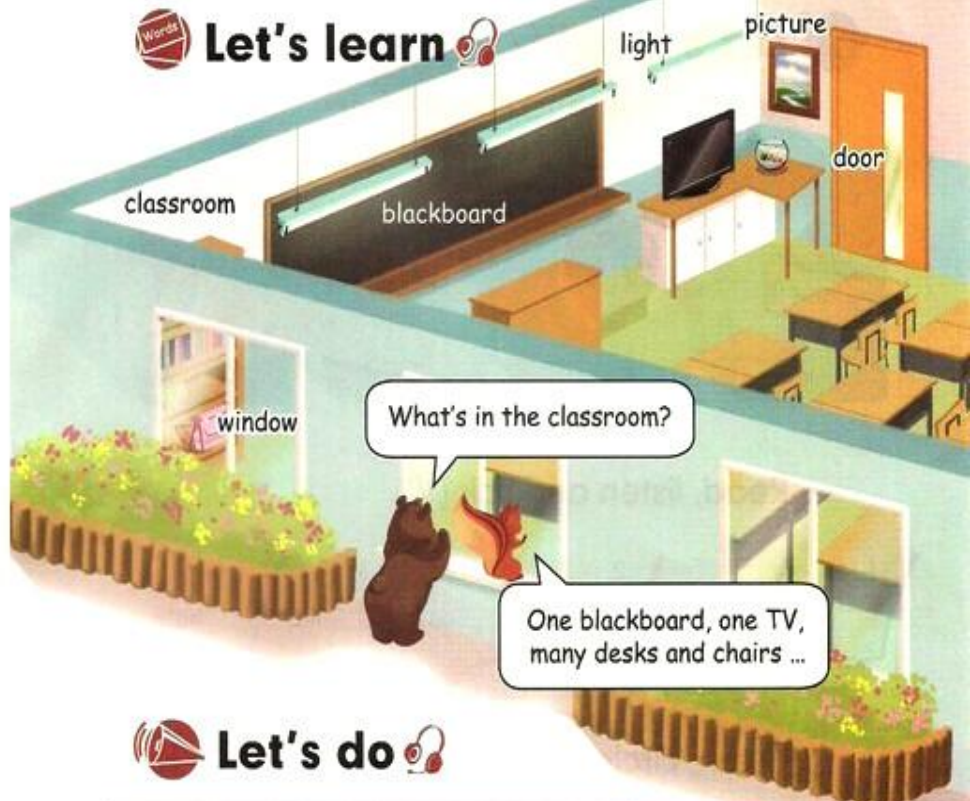
Where is it?

It's in a desk.

It's a crayon.



Words Let's learn



What's in the classroom?

One blackboard, one TV,
many desks and chairs ...

Let's do

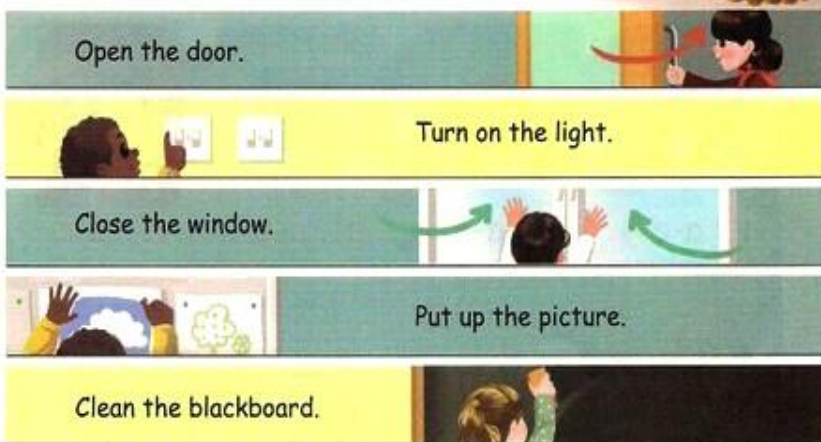
Open the door.

Turn on the light.

Close the window.

Put up the picture.

Clean the blackboard.



Let's spell


Read, listen and chant.



Read, listen and tick (✓).



Listen, circle and write.



Let's talk

Let's clean the classroom!

OK.



Let me clean the teacher's desk.

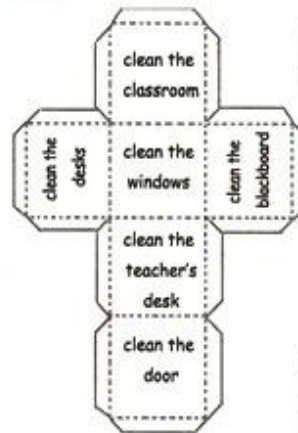


Let me clean the windows.

Let me help you.

Thank you.

Let's play



Let's clean the classroom!


OK.



Let me clean the teacher's desk.

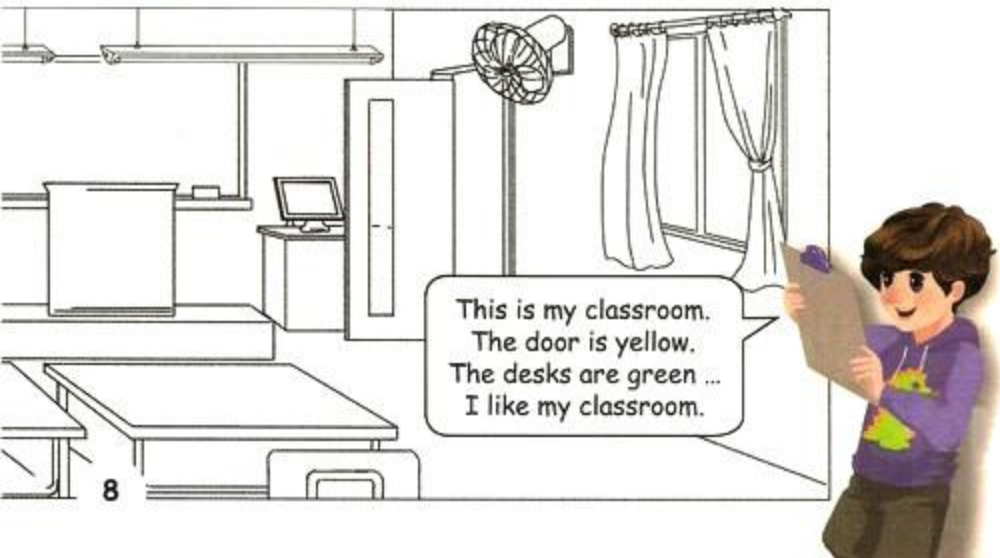
Let me clean the blackboard.






Look! This is the new classroom.
The door is orange.

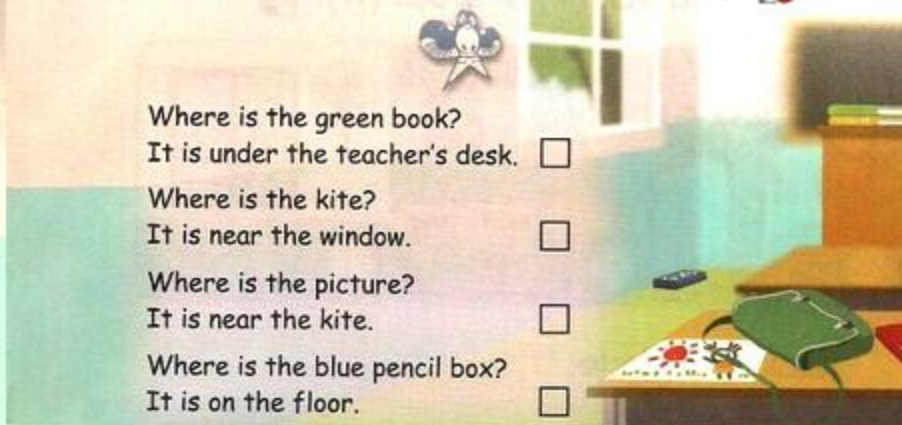
 Colour and say



This is my classroom.
The door is yellow.
The desks are green ...
I like my classroom.

 Read and write

Read and tick (✓) or cross (×). 



- Where is the green book?
It is under the teacher's desk.
- Where is the kite?
It is near the window.
- Where is the picture?
It is near the kite.
- Where is the blue pencil box?
It is on the floor.

Look, choose and write.



Where is it?

It is in the _____

It is under the _____

It is near the _____

window desk chair floor wall door

Where is the _____?

Now write about
your classroom.

It is in/on/under/near the _____

Homework

Thank you !