

第1单元



准备课

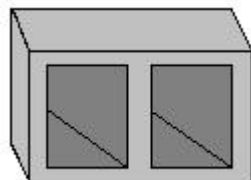
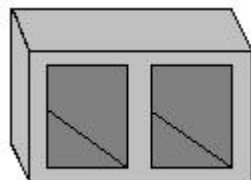
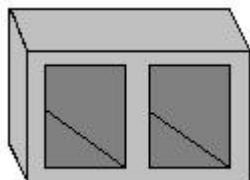
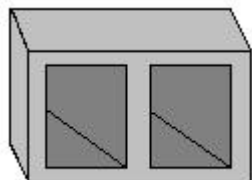
第②课时 比多少



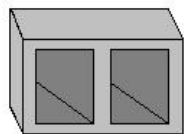
一、创设情境、探究新知

比多少





和



同样多。



和






同样多。

比多少



图中还可以比什么？



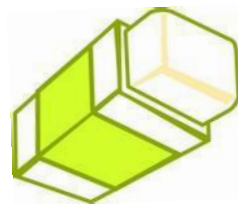



少

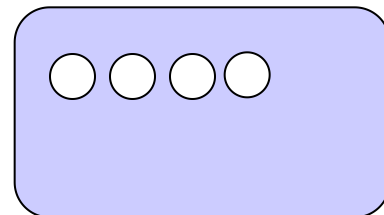
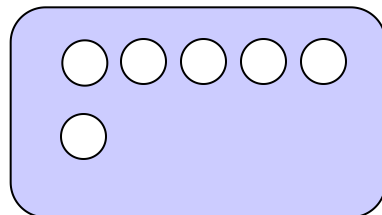
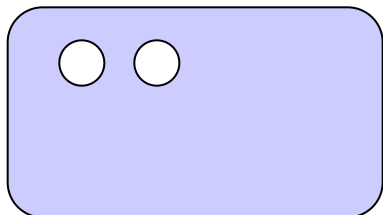
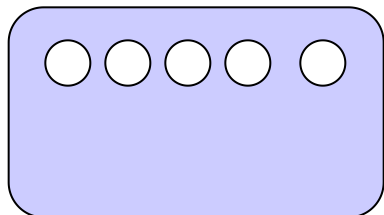





多

三、巩固运用

1、摆一摆，同桌合作摆出下面同样多的物体。



2.连一连。



3. 在少的后面画“√”。



4. 在多的后面画“√”。

