




**Part B 第二课时 Let's learn**

**Draw and say**



一 看图选词, 写在相应图片旁的四线格内。


A. candy

B. notebook

C. toy

D. key

1.



\_\_\_\_\_

\_\_\_\_\_

\_\_\_\_\_

2.



\_\_\_\_\_

\_\_\_\_\_

\_\_\_\_\_

3.



\_\_\_\_\_

\_\_\_\_\_

\_\_\_\_\_

4.



\_\_\_\_\_

\_\_\_\_\_

\_\_\_\_\_

## 二 慧眼识珠。

( ) 1. —What's in the schoolbag?

— \_\_\_\_\_

A. It's orange.      B. Four book.

C. Some toys.

( ) 2. Mike has three \_\_\_\_\_ and an \_\_\_\_\_.

A. keys; eraser      B. toy; candy

C. toys; key

( ) 3. I have \_\_\_\_\_ candies in my bag.


A. a      B. six      C. an



(     )4. — \_\_\_\_\_ is my notebook?

—It's in your bag.

A. Where    B. What    C. What colour



三 读一读，画一画。

1. Draw a big schoolbag.
2. Draw a toy in the schoolbag.
3. Draw a notebook near the schoolbag.
4. Draw two keys on the notebook.
5. Draw some candies near notebook.

